



BALOO'S BUGLE



Volume 19, Number 6

“Make no little plans; they have no magic to stir men's blood and probably themselves will not be realized.
Make big plans; aim high in hope and work.” — Daniel Hudson Burnham (1846-1912)

February 2013 Cub Scout Roundtable

March 2013 Core Value & Pack Meeting Ideas

COMPASSION / PLANTING SEEDS OF KINDNESS

Tiger Cub, Wolf, Webelos, & Arrow of Light Meetings 13 and 14, Bear Activities

CORE VALUES

Cub Scout Roundtable Leaders' Guide

The core value highlighted this month is:

- ✓ **Compassion:** Being kind and considerate, and showing concern for the well-being of others. Cub Scouts will develop care and concern for the well-being of others by participating in the effort to collect items for charities..

COMMISSIONER'S CORNER

A new year and a new Council!!



In the 60's South Jersey Council and Salem-Gloucester Councils merged to form Southern NJ Council.

On January 1, 2000, Camden County Council and Southern NJ Council merged to form the "New" Southern NJ Council.

Now on January 1, 2013, Burlington County Council and Southern NJ Council merged to form the

GARDEN STATE COUNCIL.

The new council serves over 10,000 youth!!

100th anniversaries just keep happening -

- ☞ 2007 - 100th Anniversary of 1st Scout camp at Brownsea Island, England
- ☞ 2010 - BSA's 100th Anniversary
- ☞ 2012 - 100 years of Eagle Scouts
- ☞ 2013 - 100th Anniversary of Chartered Organizations
See Scouter Jim's article!!
- ☞ 2015 - The 100th Anniversary of the Order of the Arrow founded at Treasure Island in the Delaware River
- ☞ 2030 - The 100th Anniversary of Cub Scouts!

All I want is the same thing you want. To have a nation with a government that is as good and honest and decent and competent and compassionate and as filled with love as are the American people.

Jimmy Carter

to the California State Senate May 1976

WOW!! What a month. I have not stopped moving yet. Someone at work said, winter must be pretty slow for Scouting, huh?? I said, NO (*Push this button with your ..*)

I visited three roundtables this month! (I actually ran one district's as their RT Commissioners have both left) and made presentations as promised at another. My Pack had pinewood one weekend in January, than Blue & Gold the first weekend in February. In between there was Pow Wow prep and actually doing my share at the Pow Wow. Learning I will not be on Wood Badge staff for our merged council. (Each council had a course under development and both staffs had to be merged) Than about 12 hours later, I was asked to staff a National camp School session for CS Day Camps!!! Wow, a long time dream comes true!! Thank you Matt and Sal!!

Received letters this month. I will do a better job at getting Baloo out on time!! Also, one on how what to do during advancement ceremonies - see answer inside.

AN ALL STAR POW-WOW

Many thanks to Pat L, our Chair, for running an All Star Pow Wow!! We had instructors from all over Northeast Region Areas 5 and 6!! She saw to it that we had the best!!! Many thanks to my many friends who came to teach and knew GSP (formerly SNJC & BCC) would have a FUN event, too!!! Pat from Baltimore, Dave from patriot's Path, Linda (and her guide Dog, Daisy), and Dan from Central NJ. Even an old friend CS RT Planning Guide and Bucks County Council, Mark Weiss, came over to see how we are doing!! And thanks for all the Pow Wow CDs, Mark!!!

TABLE OF CONTENTS

In many of the sections you will find subdivisions for the various topics covered in the den meetings

CORE VALUES	1	March - A Month to Celebrate Compassion.....	49
COMMISSIONER'S CORNER	1	Crazy Holidays	52
TABLE OF CONTENTS	2	PACK & DEN ACTIVITIES	53
James Earl "Jimmy" Carter, Jr	3	Slides of the Month	53
THOUGHTFUL ITEMS FOR SCOUTERS.....	4	Compassion Ideas.....	54
Roundtable Prayer.....	4	DEN MEETINGS.....	57
Oaks and Dandelions	4	TIGERS	57
Quotations	5	WOLF	59
Chartered Organizations celebrate 100 years.....	7	BEAR	62
TRAINING TOPICS.....	8	Bear Ideas by Felicia	62
Charter Organization Concept.....	8	WEBELOS DENS.....	65
Chartered Org Representative Training	10	Core Value for March Compassion.....	65
ROUNDTABLES	10	Kanji.....	65
CHEERS	10	Book Corner	65
THE BUZZ	12	Meeting Planner	66
PACK MEETING THEMES	12	Flag Ceremony	66
DEN MEETING TOPICS.....	14	Den Meeting Helpers.....	67
CUBCAST	14	WEBELOS	67
Scout Sunday / Scout Sabbath and Religious Emblems....	14	CRAFTSMAN	67
PACK ADMIN HELPS –	15	ARROW of LIGHT.....	70
CUBMASTER'S CORNER.....	17	COMMUNICATOR.....	70
Barnyard Blues (& Golds) Planting Seeds! -	17	SPORTSMAN.....	73
SPECIAL OPPORTUNITIES	18	ADDITIONAL ADVANCEMENT IDEAS.....	74
Disabilities Awareness Loop and Pin.....	18	Tiger Achievements.....	74
Badminton Loop and Pin	20	Tiger Electives.....	74
Cub Scout Outdoor Activity Award.....	20	Wolf Achievements	74
Boys' Life Reading Contest for 2013	21	Wolf Electives	74
Knot of the Month Arrowhead Honor and Commissioner's	22	Bear Achievements.....	75
Key for Roundtable Commissioners	22	Bear Electives.....	75
GATHERING ACTIVITIES	22	Webelos Dens	75
Compassion Ideas	23	Arrow of Light Dens	76
Planting Seeds of Kindness Ideas	24	CUB GRUB.....	76
OPENING CEREMONIES.....	26	WEB SITES	78
Planting Seeds of Kindness Ideas	26	ONE LAST THING	79
Compassion Ideas	27	Broken Water Jug.....	79
AUDIENCE PARTICIPATIONS & STORIES.....	27	9 Things That Will Disappear In Our Lifetime	79
LEADER RECOGNITION.....	29		
ADVANCEMENT CEREMONIES	29		
Compassion Ceremonies.....	29		
Planting Seeds of Kindness Ceremonies.....	29		
SONGS	31		
Compassion Songs	31		
Fun Songs	34		
STUNTS AND APPLAUSES.....	35		
APPLAUSES & CHEERS.....	35		
RUN-ONS.....	36		
JOKES & RIDDLES.....	36		
SKITS	37		
GAMES	39		
Disability Awareness Games	39		
Other Games	40		
CLOSING CEREMONIES.....	43		
CUBMASTER'S MINUTE	45		
CORE VALUE RELATED STUFF	46		
Connecting COMPASSION with Outdoor Activities.....	46		
Compassion Character Connection	46		

*Please let me know about Pow Wow's
and send me Pow Wow Books!!*

I cannot do this job without your help!!!



James Earl "Jimmy" Carter, Jr
39th American President
Man of Compassion & Faith



James Earl Carter Jr. was born 1 October 1924 in Plains Georgia. Jimmy Carter was the first United States President born in a hospital. He was the oldest of four children of James Earl Carter and Bessie Lillian Gordy. His father was a prominent business owner and his mother was a nurse. Jimmy Carter was a gifted student and active socially. In High School, he was Secretary of the Plains Future Farmers of America Chapter and a star baseball player.

After High School, Jimmy Carter enrolled in Georgia Southwestern College and applied for the United States Naval Academy. After taking some additional Math courses at Georgia Tech, he was admitted to the Naval Academy in 1943. After graduating 59th in his class of 820 midshipmen, he served on surface ships and on diesel-electric submarines in the Atlantic and Pacific Fleet. As a junior officer he completed the qualifications for command of a diesel-electric submarine. He applied for the US Navy's new nuclear submarine program run by then Captain Hyman G Rickover. Carter was assigned to Schenectady, New York and worked on developing training materials for the prototype of a new submarine.



From a young age, Carter showed a deep commitment to Christianity. He served as a Sunday School teacher throughout his life. Even as president, Carter prayed several times a day, and professed that Jesus Christ was the driving force in his life. Carter had been greatly influenced by a sermon he had heard as a young man. It asked, "If you were arrested for being a Christian, would there be enough evidence to convict you?"

Jimmy Carter had intended to make the Navy his career, but the death of his father in July 1953, led him to resign his commission on 9 October 1953 and return to Georgia to run the family business. Though James Earl Carter Sr. died a relatively wealthy man, his forgiveness of debt and division of his estate between his heirs, left little for his oldest son to inherit. Jimmy Carter was forced to move his family into public housing while he struggled to revive the family business. He grew this business from those humble straights to a successful business, with the help of his wife Rosalyn who studied accounting to manage the business funds.

In 1976, Jimmy Carter defeated then President Gerald R. Ford to become the 39th President of the United States. His administration was plagued by the Energy Crisis and the hostage crisis in Iran at the United State Embassy.

Jimmy Carter was defeated for re-election in 1980 by Governor Ronald Regan. He and his vice president Walter Mondale are the longest living post presidential team in American History, now over 32 year out of office. They surpassed second place, President John Adams and Vice President Thomas Jefferson. In 1978 Jimmy Carter was awarded the Silver Buffalo Award by the Boy Scouts of America. In 2002 he received the Nobel Peace Prize for this work after his Presidency.



After leaving office he created the Carter Center, a non-profit partnership with Emory University committed to human rights and alleviating human suffering. He and his wife Rosalyn lead the Jimmy and Rosalynn Carter Work Project for Habitat for Humanity International one week each year. Not only do the Carters lead this week of work, they jump in and swing hammers to make it happen. Their first involvement was in 1984 when they helped renovate a six-story building with 19 families, planting the seed for their Work Project. The Carters have truly planted seeds of compassion that have yielded the Fruits of Human Kindness.

Jimmy Carter Quotes

Our American values are not luxuries, but necessities -- not the salt in our bread, but the bread itself. [Farewell Address, Jan. 14, 1981](#)

War may sometimes be a necessary evil. But no matter how necessary, it is always an evil, never a good. We will not learn how to live together in peace by killing each other's children. [Nobel Lecture, Dec. 10, 2002](#)

To be true to ourselves, we must be true to others. [Inaugural Address, Jan. 20, 1977](#)

We should live our lives as though Christ were coming this afternoon. [Speech, Mar. 1976](#)

We cannot resort to simplistic or extreme solutions which substitute myths for common sense. [State of the Union Address, Jan. 25, 1979](#)

America did not invent human rights. In a very real sense, it is the other way round. Human rights invented America. [Farewell Address, Jan. 14, 1981](#)

Because we are free we can never be indifferent to the fate of freedom elsewhere. Our moral sense dictates a clearcut preference for these societies which share with us an abiding respect for individual human rights. We do not seek to intimidate, but it is clear that a world which others can dominate with impunity would be inhospitable to decency and a threat to the well-being of all people. [Inaugural Address, Jan. 20, 1977](#)

The love of liberty is a common blood that flows in our American veins. [Farewell Address, Jan. 14, 1981](#)

The awareness that health is dependent upon habits that we control makes us the first generation in history that to a large extent determines its own destiny. [Everything to Gain](#)

Aggression unopposed becomes a contagious disease. [Speech, Jan. 11, 1980](#)

Whether the borders that divide us are picket fences or national boundaries, we are all neighbors in a global community. [Fundraising letter, Aug. 31, 2007](#)

We have no desire to be the world's policeman. But America does want to be the world's peacemaker. [State of the Union Address, Jan. 25, 1979](#)

I believe that anyone can be successful in life, regardless of natural talent or the environment within which we live. This is not based on measuring success by human competitiveness for wealth, possessions, influence, and fame, but adhering to God's standards of truth, justice, humility, service, compassion, forgiveness, and love. [Our Endangered Values: America's Moral Crisis](#)

Like music and art, love of nature is a common language that can transcend political or social boundaries.

Go out on a limb. That's where the fruit is

I have one life and one chance to make it count for something . . . I'm free to choose what that something is, and the something I've chosen is my faith. Now, my faith goes beyond theology and religion and requires considerable work and effort. My faith demands -- this is not optional -- my faith demands that I do whatever I can, wherever I am, whenever I

can, for as long as I can with whatever I have to try to make a difference.

Earlier in my life I thought the things that mattered were the things that you could see, like your car, your house, your wealth, your property, your office. But as I've grown older I've become convinced that the things that matter most are the things that you can't see -- the love you share with others, your inner purpose, your comfort with who you are.

I have one life and one chance to make it count for something... My faith demands that I do whatever I can, wherever I am, whenever I can, for as long as I can with whatever I have to try to make a difference.

The erosion of our confidence in the future is threatening to destroy the Social and the

We have become not a melting pot but a beautiful mosaic. Different people, different beliefs, different yearnings, different hopes, different dreams

Spirit is like the wind, in that we can't see it but can see its effects, which are profound.

Failure is a reality; we all fail at times, and it's painful when we do. But it's better to fail while striving for something wonderful, challenging, adventurous, and uncertain than to say, I don't want to try because I may not succeed completely. [Sources of Strength: Meditations on Scripture for a Living Faith](#)

THOUGHTFUL ITEMS FOR SCOUTERS

Thanks to Scouter Jim from Bountiful, Utah, who prepares this section of Baloo for us each month. You can reach him at bobwhitejonz@juno.com. CD

Roundtable Prayer

Scouter Jim, Bountiful UT

Oh beloved Father, we thank thee for the blessing thou has given us, of life and the ability to help our fellowmen. We thank thee for the things thou have given us that grow to feed us and help heal in our afflictions. Please give us thy hand to reach out and help others; to plant and care for seeds of compassion, as we travel through our lives

Amen.

Oaks and Dandelions

Scouter Jim, Bountiful UT

“Golden lads and girls all must, as chimney sweepers, come to dust”

William Shakespeare.

Picture a grassy meadow, covered in yellow dandelions, punctuated with large oak trees. What is wrong with this picture; some might say, the dandelions, but I would tell you it is the grass.



Don't get me wrong, I do have a lawn, but when I first purchased my home, I dug a large part of the grass up in the sunniest place of my yard and created a garden. I then planted a fruit orchard in some of what remained. In my front yard, I planted a small Oak tree that I had grown from an acorn.

Many years ago, we had an elderly neighbor, who would walk the neighborhood with a paring knife and a plastic grocery sack, digging dandelions out of people's lawns as food for the family bunnies. I was more than happy to lead her to my large backyard, where she could find the pretty yellow flowers in abundance.

Why are oaks useful? Oak furniture is beautiful and useful. Oak is a strong and hardy tree, offering shelter and refuge from storms. It offers shade in the heat of the day and can stand as a sign post for a hiker in the wilderness. The most useful of all oaks are the STAR Oaks. These oaks have the resources to be useful in many ways. They are especially useful as guides, as they grow much faster and stronger. These oaks are also better homes for lost travelers and small creatures are known to play in their shade and learn the skills that will make them more useful. These oaks are best when left to grow for a long time. It takes time for STAR Oaks to be most useful. After time these STAR Oaks might grow into Silver Beaver Oaks.

Dandelions are best known for growing in our lawns, but what are lawns useful for. They are good for looking at, walking on, and lying down. None of these activities seem to stimulate health and wellness. Grass is only useful if carefully watched and not allowed to bloom and go to seed. It also must be carefully watched to prevent invading plants to creep in. There are times when the owner must feel like a prison guards watching over the captive plants that must be kept in control. If left to go to a natural state, when grass flowers, the flowers are small and unattractive. The seeds are small and often fall away unnoticed. The only break in this mono-culture might be an occasional tree, standing watch among the blades, or an oasis of flowers and other plants in this mass of green.

Dandelions on the other hand are useful as food and drink. They are high in vitamins and are very useful for medicinal purposes. They are best harvested young, when they are sweetest. If harvested too late they will be bitter, which will take more work to prepare. Dandelions are only considered weeds because they are normally found in places where they should not be, like the prison of a lawn. If properly planted in a garden and nurtured, they are very beneficial plants. Does

anyone not remember the joy of blowing on the beautiful seeds heads and sending tiny travelers along their way?

"Are you serious?" you might be saying. Or you may have already caught on to my tale.

If you are not aware already, STAR Oaks are really Scouters that attend roundtable. The time it takes to make them useful is tenure. The oak will not bear acorns until it is at least seven to ten years old. I once heard a revered Scouting Leader explain tenure. He said, "The way I spell tenure is T-E-N-Y-E-A-R." Now you are well ahead of me, the dandelions are really boys. Boys are only bad, if we allow them to get into places they should not be. If they are properly cultivated and cared for under the guidance of trained leaders and loving parents, they too are most useful, and may in time grow into oaks that will nurture others. Not only are they useful, they are also beautiful. Have you ever wondered at the picture of little men clad in blue following along behind a mighty oak of a leader dressed in blue or green? Is it not a wonderful sight? It doesn't just happen; there is a growth and cultivation process. Boys and leaders need to be recruited. Leaders need to be trained, parents included, and boys carefully taught. Not carefully monitored, but carefully taught. It takes compassion to be involved. When we think of planting seeds of compassion, we think of doing service to others, which is fine indeed, but we should also be planting seeds of compassion in leaders and boys, to be willing to give of their time and talents to help others. Plant a seed of compassion in yourself and watch it grow.

Quotations

Quotations contain the wisdom of the ages, and are a great source of inspiration for Cubmaster's minutes, material for an advancement ceremony or an insightful addition to a Pack Meeting program cover

***"Teach this triple truth to all:
A generous heart, kind speech, and a life of
service and compassion are the things
which renew humanity."***

Buddha

I believe in human dignity as the source of national purpose, human liberty as the source of national action, the human heart as the source of national compassion, and in the human mind as the source of our invention and our ideas

[John F Kennedy](#)

The purpose of life is not to be happy. It is to be useful, to be honorable, to be compassionate, and to have it make some difference that you have lived and lived well.

[Ralph Waldo Emerson](#)

His is a loving, tender hand, full of sympathy and compassion.

[D.L. Moody](#)

Compassion will cure more sins than condemnation.

[Henry Ward Beecher](#)

By compassion we make others' misery our own, and so, by relieving them we relieve ourselves also. [Thomas Browne, Sr.](#)

Man may dismiss compassion from his heart, but God never will [William Cowper](#)

We often think of peace as the absence of war; that if the powerful countries would reduce their arsenals, we could have peace. But if we look deeply into the weapons, we see our own minds - our prejudices, fears, and ignorance. Even if we transported all the bombs to the moon, the roots of war and the reasons for bombs would still be here, in our hearts and minds, and sooner or later we would make new bombs. Seek to become more aware of what causes anger and separation, and what overcomes them. Root out the violence in your life, and learn to live compassionately and mindfully

[Thich Nhat Hanh](#)

It is lack of love for ourselves that inhibits our compassion toward others. If we make friends with ourselves, then there is no obstacle to opening our hearts and minds to others.

[Unknown](#)

The whole idea of compassion is based on a keen awareness of the interdependence of all these living beings, which are all part of one another, and all involved in one another

[Thomas Merton](#)

The value of compassion cannot be over-emphasized. Anyone can criticize. It takes a true believer to be compassionate. No greater burden can be borne by an individual than to know no one cares or understands. [H. Stainback](#)

Each of us in our own way can try to spread compassion into people's hearts. Western civilizations these days place great importance on filling the human 'brain' with knowledge, but no one seems to care about filling the human 'heart' with compassion. This is what the real role of religion is.

[Dalai Lama](#)

By compassion we make others' misery our own, and so, by relieving them, we relieve ourselves also

[Thomas Browne, Sr.](#)

The human spirit is not dead. It lives on in secret... It has come to be believed that compassion, in which all ethics must take root, can only attain its full breadth and depth if it embraces all living creatures and does not limit itself to mankind.

[Albert Schweitzer](#)

The True happiness that Man has searched for since the dawn of humanity, that is the inner gold that awaits any person who holds compassionately the key of anonymous generosity. Do something for your fellow man, not for the gold, but for the love of Man, and you shall truly have the gold [Unknown](#)

In separateness lies the world's great misery, in compassion lies the world's true strength [Buddha](#)

How far you go in life depends on your being tender with the young, compassionate with the aged, sympathetic with the striving and tolerant of the weak and strong. Because someday in your life you will have been all of these.

[George Washington Carver](#)

Compassion is more important than intellect in calling forth the love that the work of peace needs, and intuition can often be a far more powerful searchlight than cold reason.

[Betty Williams](#)

It is above all by the imagination that we achieve perception and compassion and hope [Ursula K. Le Guin](#)

What we need in the United States is not division; what we need in the United States is not hatred; what we need in the United States is not violence or lawlessness; but love and wisdom, and compassion toward one another, and a feeling of justice toward those who still suffer within our country, whether they be white or they be black. [Robert F. Kennedy](#)

The chemist who can extract from his heart's elements compassion, respect, longing, patience, regret, surprise, and forgiveness and compound them into one can create that atom which is called love [Khalil Gibran](#)

The media have just buried the last yuppie, a pathetic creature who had not heard the news that the great pendulum of public consciousness has just swung from Greed to Compassion and from Tex-Mex to meatballs

[Barbara Ehrenreich](#)

How far you go in life depends on your being tender with the young, compassionate with the aged, sympathetic with the striving and tolerant of the weak and strong. Because someday in your life you will have been all of these.

[George Washington Carver](#)

Compassion for the friend should conceal itself under a hard shell. [Friedrich Wilhelm Nietzsche](#)

So, I think that is the centerpiece of morality: Don't lie. But to do that, you have to go a step further and find out what the truth is. You know, it's easy to say, "I'll never tell a lie." But if you say, "I'm going to speak the truth," You're going to have to work damn hard to find out what the truth is. The next thing is just plain, old, simple kindness: to other people, to your family. Love for other people. I think that's another very important part of morality, being genuinely compassionate and concerned about the feelings and well-being of other people, especially those that depend on you directly.

[George McGovern](#)

...when we finally know we are dying, and all other sentient beings are dying with us, we start to have a burning, almost heartbreaking sense of the fragility and preciousness of each moment and each being, and from this can grow a deep, clear, limitless compassion for all beings. [Sogyal Rinpoche](#)

I would rather feel compassion than know the meaning of it [Thomas Aquinas](#)

(8) And the word of the Lord came unto Zechariah, saying,

(9) Thus speaketh the Lord of hosts, saying, Execute true judgment, and shew mercy and compassions every man to his brother:

(10) And oppress not the widow, nor the fatherless, the stranger, nor the poor; and let none of you imagine evil against his brother in your heart.

[Holy Bible, Zechariah 7:8-10](#)

Alice, Golden Empire Council

If you want others to be happy, practice compassion. If you want to be happy, practice compassion.

[Dali Lama](#)

Compassion is not religious business, it is human business, ...it is essential for human survival.

[Dali Lama](#)

Compassion is the basis of all morality.

[Arthur Schopenhauer](#)

Make no judgements where you have no compassion.

Anonymous

Compassion is the antitoxin of the soul: where there is compassion even the most poisonous impulses remain relatively harmless. *Eric Hoffer*

Compassion is not weakness, and concern for the unfortunate is not socialism. *Hubert Humphrey*

It is much easier to show compassion to animals. They are never wicked. *Haile Selassie*

No man is a true believer unless he desireth for his brother that which he desireth for himself. *Muhammad*



And in honor of my wife of 36 years who has been a Registered Nurse for 43 years - CD

"A nurse is compassion in scrubs." *Lexie Saige*
 "Nurses dispense comfort, compassion, and caring without even a prescription." *Val Saintsbury*

Chartered Organizations celebrate 100 years of partnership with the BSA

Scouter Jim, Bountiful, Utah

2013 marks one hundred years since the first Charter Organization joined forces with the Boy Scouts of America. A overview of those relationships follows:

Overview of Chartered Organizations

- Civic, faith-based, and educational organizations operate Scouting units to deliver the programs to their youth members, as well as the community at large.
- Over 100,000 Scouting units are owned and operated by chartered organizations. Of these:
 - 69.4 percent of all units are chartered to faith-based organizations
 - 22.7 percent of all units are chartered to civic organizations
 - 7.9 percent of all units are chartered to educational organizations

- Responsibilities of chartered organizations include:
 - Providing adequate meeting facilities.
 - Providing quality leadership for the Scouting unit.
 - Appointing a chartered organization representative to coordinate all Scouting unit operations within the organization.

Chartered Organizations

The 10 top chartered organizations with the largest Scouting youth membership:

	Name of Organization	Total Units	Total Youth
1	The Church of Jesus Christ of Latter-day Saints*	37,882	420,977
2	United Methodist Church*	11,078	371,491
3	Catholic Church *	8,570	283,642
4	Parent-teacher groups other than PTAs	3,712	153,214
5	Presbyterian Church *	3,663	127,931
6	Lutheran Church *	3,902	119,701
7	Baptist Churches *	4,099	109,298
8	Groups of citizens	3,445	106,582
9	Private schools	2,873	101,563
10	Business/industry	2,987	69,928

- * designates a Religious organization
- Source: *2011 Boy Scouts of America Local Council Index*, using December 31, 2011, membership data

The official charter between The Church of Jesus Christ of Latter-day Saints and the Boy Scouts of America was signed on June 13, 1913. A celebration commemorating the 100th anniversary of the partnership between the Church and Scouting will be held in the historic Salt Lake Tabernacle on October 29, 2013. The celebration will feature uplifting music and highlight important events, achievements by young men, and service by adult leaders during the 100 years of Scouting in the Church.



The celebration will be streamed live on the Internet and available online for later use. Church units commemorating this anniversary are encouraged to include the celebration as part of their plans, reducing the need for elaborate local productions.

1. *A Scout is trustworthy.* What did the Lord say? "I have finished the work which thou gavest me to do." (**John 17:4.**)
2. *A Scout is loyal.* "Get thee behind me, Satan." (**Luke 4:8.**)
3. *A Scout is helpful.* "Rise, take up thy bed, and walk." (**John 5:8.**)
4. *A Scout is friendly.* "Ye are my friends." (**John 15:14.**)
5. *A Scout is courteous.* "Therefore all things whatsoever ye would that men should do to you, do ye even so to them." (**Matt. 7:12.**)
6. *A Scout is kind.* "Suffer the little children to come unto me. ... And he took them up in his arms, put his hands upon them, and blessed them." (**Mark 10:14, 16.**)
7. *A Scout is obedient.* "For I came down from heaven, not to do mine own will, but the will of him that sent me." (**John 6:38.**)
8. *A Scout is cheerful.* "Be of good cheer; I have overcome the world." (**John 16:33.**)
9. *A Scout is thrifty.* "Sell all that thou hast, and distribute unto the poor, and thou shalt have treasure in heaven: and come, follow me." (**Luke 18:22.**)
10. *A Scout is brave.* "O my Father, if it be possible, let this cup pass from me: nevertheless not as I will, but as thou wilt." (**Matt. 26:39.**)
11. *A Scout is clean.* "Be ye clean that bear the vessels of the Lord." (**Isaiah 1:16.**)
12. *A Scout is reverent.* "Our Father which art in heaven, Hallowed be thy name." (**Matt. 6:9.**)

100th Anniversary Update

On June 9, 1913, The Church of Jesus Christ of Latter-day Saints became the Boy Scouts of America's first official chartered organization. Since then, this extraordinary relationship has impacted millions of young men preparing them to live the gospel of Jesus Christ and become good citizens. To celebrate this exciting occasion, the following events will take place:

- In May 2013 at the BSA National Annual Meeting, the partnership will be highlighted at the Duty to God Breakfast and the LDS Reception.
- In July 2013 at the 2013 National Jamboree, a special Monday Family Home Evening will be held for all jamboree participants at the main stadium. In addition, during the jamboree, participants will have a chance to earn a special 100th Anniversary award.
- From mid-July to December 2013 there will be a special exhibit at the Church History Museum in Salt Lake City, Utah highlighting the partnership. This exhibit will be called "United in Our Duty to
- God: Celebrating a Century of Faith, Family and Leadership." It is being presented by the Church and the BSA National Scouting Museum. Thirty original

Rockwell and Csartari paintings will be on display as well as several original documents and memorabilia items.

- On Tuesday, October 29, 2013, a special commemoration will be held at the Conference Center in Salt Lake City, Utah. It is scheduled to start at 6 PM (MDT) and will be broadcast through the Church's satellite system to all stake centers in the United States. It will also be available on the internet.
- The LDS-BSA Relationships office will produce a patch, pin and coin. An additional patch will also be available with recommended requirements to help the recipient know something more about the significance of the partnership.
- We are encouraging local BSA councils to utilize their LDS-BSA Relationships Committee to identify additional ways to celebrate this wonderful partnership. Please keep the LDS-BSA Relationships office informed with what you plan to do, so that plans may be posted on the LDS-BSA Relationships website www.ldsbsa.org.

As updates become available, they will be posted on the LDS-BSA Relationships website www.ldsbsa.org.

Articles by Mark Francis, Associate Director, LDS-BSA Relationships LDS Relationships Newsletter, Boys Scouts of America, Vol. 7 No. 3 October 2012

*Nobody knows what a boy is worth,
We'll have to wait and see.
But every man in a noble place,
A boy once used to be.*
Anonymous

TRAINING TOPICS

Charter Organization Concept

Connecticut Yankee Council
<http://www.ctyankee.org>

The Boy Scouts of America does not operate Cub Scout packs, Boy Scout troops, Varsity Scout teams, or Venturing crews. The Boy Scouts of America charters organizations to use the program as a resource for children, youth, and families. Because the program of the Boy Scouts of America is conducted only through chartered organizations, it is imperative that adequate attention be given to the support of organizations that are chartered to operate units. Our success can only be assured if the chartered organization considers itself successful in the delivery of the Scouting program to young people.

Those who believe youngsters need what we have to offer will redouble efforts to touch the lives of as many as possible.


Following its incorporation in 1910 in Washington, D.C., the Boy Scouts of America became increasingly popular across the United States. Congress recognized Scouting's potential as an educational resource and, in 1916, granted a Federal charter to the Boy Scouts of America to make the program available to boys through community organizations. Under its Congressional mandate, the Boy Scouts of America, in turn, issues two kinds of charters:

- ★ One charter grants annually to a local Scouting council the authority and responsibility to provide services to community organizations, enabling them to use the Scouting program for their young people. There are more than 300 local councils throughout the United States. There is a council in Europe and another in the Far East.
- ★ The other charter is issued annually to a community organization granting it the use of the Scouting program, operated under its own leadership, to serve the children, youth, and families for which it has a concern.

The educational program of the Boy Scouts of America is designed to help develop ethical values in young people. In fact, the purpose of the Boy Scouts of America is to provide a program that enhances citizenship training, character development, and fitness of this country's youth.

The support service of the Boy Scouts of America to the community organizations that use Scouting is provided by the local council, through its districts. The impetus comes from the national office with its regional and area structure. The membership/relationships committee is an important part of this support system.

The success of Scouting's impact on young people can only be assured when both the chartered organization and the Boy Scouts of America cooperate and meet their respective obligations.



Prospective chartered organizations should be approached from their viewpoints and interests, not just those of the Boy Scouts of America. Point out how Scouting can help the organizations achieve their objectives for the young people in their communities. It is important that the potential chartered organizations understand the cooperation that exists between the

BSA and the Church, School, or Community Organization.

As soon as the facts and the need for a unit have been determined, the steps to organize a unit are followed to ensure a strong organization. During the organizing process, establish a mutually cooperative relationship that will further the purposes of both the community organization and Scouting. On the next page is a guide that would be helpful for this discussion.

The Boy Scouts of America is an educational resource program. It charters religious, educational, and other community organizations or groups to use Scouting as part of

their service to their own members, as well as the community at large.

The local BSA council provides the support services necessary to help the chartered organization succeed in their use of the program. The responsibilities of both the BSA council and the chartered group are described below.

The Chartered Organization Agrees to:

- ★ Conduct the Scouting program according to its own policies and guidelines as well as those of the Boy Scouts of America.
- ★ Include Scouting as part of its overall program for youth and families.
- ★ Appoint a chartered organization representative who is a member of the organization and will represent it to the Scouting district and serve as a voting member of the local council. (The chartered organization head or chartered organization representative must approve all leader applications.)
- ★ Select a unit committee of parents and members of the chartered organization (minimum of three) who will screen and select unit leaders who meet the organization's standards as well as the leadership standards of the BSA. (The committee chairman must sign all leadership applications.)
- ★ Provide adequate facilities for the Scouting unit(s) to meet on a regular schedule, with time and place reserved.
- ★ Encourage the unit to participate in outdoor experiences, which are vital elements of Scouting.

The Council Agrees to:

- ★ Respect the aims and objectives of the organization and offer the resources of Scouting to help in meeting those objectives.
- ★ Provide year-round training, service, and support to the organization and its unit(s).
- ★ Provide training and support for the chartered organization representative as the primary communication link between the organization and the BSA.
- ★ Provide techniques and methods for selecting quality unit leaders and then share in the approval process of those leaders. (A council representative must sign all leader applications.)
- ★ Provide primary general liability insurance to cover the chartered organization, its board, officers, chartered organization representative, and employees against all personal liability judgments. This insurance includes attorneys' fees and court costs as well as any judgment brought against the individual or organization. Unit leaders are covered in excess of any personal coverage they might have, or, if there is no personal coverage, the BSA insurance immediately picks them up on a primary basis.
- ★ Provide camping facilities, service center, and a full-time professional staff to assist the organization in every way possible.

Chartered Org Representative Training

NOTE:

The syllabus for this training may be found at http://www.scouting.org/filestore/pdf/04-113_Training.pdf

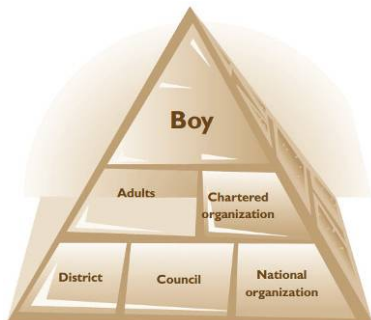
The syllabus has this important course timed at 115 minutes.

There are several parts

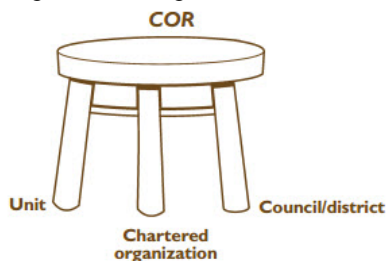
1. Welcome
2. Overview of the BSA
3. Charter Concept
Break
4. Your Job as COR
5. When you need Unit Leadership
6. Other Opportunities/Questions/Graduation
7. Questions/ Certificates

Highlights of the course include:

- 🦋 Mission and purpose of the BSA
- 🦋 The fact that they are voting members of the district and council. And that council is a grassroots organization as there are more CORs than council members at large. So the control of the council belongs to the chartered organizations.
- 🦋 The inverted pyramid organization of the BSA is explained -



- 🦋 The duties and responsibilities of the Chartered Org and the BSA are explained.
- 🦋 The COR's position is explained as a three legged stool -



The legs represent the unit, the chartered organization, and the Boy Scout council and its districts. The COR is the piece that makes the stool work.

- 🦋 Available Resources are explained
- 🦋 The Six Steps to Successful Recruiting of Leaders is the basis of part 5.

Please get your Chartered Organization Representatives (CORs) to their training. It is one more step on your road to success!!!

ROUNDTABLES



CHEERS

Barbara J. Hicklin, ACC - Roundtables
DelMarVa Council

Contact me at: bjhicklin57@hotmail.com

Last month we extended an invitation for you to share your top 3 Goals to improve your Roundtable for 2013, so we could provide hints for accomplishing them.

Sharon from Pack3607 in Huntington Indiana submitted a topic that had been addressed at her Roundtable.

The problem - Boys who are not in the spotlight getting awards at the current time can sometimes get bored waiting their turn. How to keep them interested and respectful. Yes, we can discuss the fact that they need to be patient, but that isn't the total answer, especially when the parents can also be having their own sideline conversations (i.e. not paying attention to what is happening, and being somewhat disruptive, as well).

Commissioner Dave recommended **CHEERS** for awards:

Active cheers that give the Cubs and siblings "Wiggle Time" as my Den Mother (my Mom) used to say. Give the boys and others a chance to loosen up in between each set of awards. If there is an exceptionally large amount of awards - put a song or stunt or run-on in the middle. Also use simple ceremonies with props and words that will grab the attention of the boys. **(DO NOT be a "Zip Loc pack)**

If the CM can't do it - Find your Pack Baloo - an asst CM or other leader or parent who enjoys all the silly stuff and will keep the Cubs moving.

I visited a pack once for an FOS presentation and offered to do cheers and such for awards. The CM said, "I don't usually do them but we'll give it a try if you want. I have been told they are good to do." By the end of the night the Cubs were calling for me after each award presentation.

For the parents is to keep them involved. Be sure to have them do the cheers and such too. Your Baloo has to be into it so parents know they can't look as foolish as the leader. Then tell them, "Adults, Parents, and relatives - you are the example - if you talk and ignore the presentation, the boys will assume it is only kid stuff and lose interest but if you cheer and yell and pay attention, the boys will learn it is important. And besides you can't look as silly as I do!!"

Great example to share during your March Cubmaster Breakout session; "Using Cheers, Stunts and Applauses"

February Roundtable: for March Pack Program

Core Value: Compassion

Supplemental Pack Meeting Theme:

Planting the Seeds of Kindness

Suggested Roundtable Agenda:

Red - New for '2012-2013 Green - suggestion from Cub
Roundtable Planning Guide 2012-2013 found at
http://scouting.org/filestore/training/pdf/511-410_WB.pdf

Preopening

Displays:

- Parking Lot: Make it easy for participants to ask questions
- Highlighted Resources and Other Displays
- Supplies - Forms and literature

Registration: Sign-in Sheets - Greet and welcome everyone

Preopening Activity: Get-acquainted game

General Opening (All Scouting Programs)

Welcome - Enthusiastic and friendly call to order

Prayer - Pre-select someone comfortable

Opening Ceremony - Flag ceremony / focus on Core Value

Introductions & Instructions - Introduce first time attendees

Combined Cub Scout Leader Session

Icebreaker, Song & Cheers – *It's a Snap*

Tips for Pack Activity – *Service Projects*

Safe Scouting - New, materials available in the *Guide*

Sample Ceremony – *Den Chief Induction Ceremony*

Resource Highlight – Book of the month

Leader Specific Breakouts:

- ❖ Cub Scout Den Leaders – *Field Trips and Tour Plans*
- ❖ Webelos Den Leaders – *Field Trips and Tour Plans*
- ❖ Cubmasters - *Storytelling Skills*
- ❖ Pack Leaders – *Your Unit Commissioner*

Membership & Retention - New, available in the *Guide*

Open Forum (Q & A) - Include answers to questions left in parking lot.

General Closing (All Scouting Programs)

Announcements:

- Invite contact responsible for upcoming events to make announcement. Limit to a short introductory statement and where to find more information
- Promote - date, theme, special topics for next roundtable
- Recognize Attendance - Cubbie, Totem, or Scout Bucks

Commissioners Minute – *People here are exactly the same*

Closing Ceremony - Retire colors

After the meeting

Fellowship / Refreshments or “Cracker Barrel”

Staff Meeting

BE PREPARED for Next Month:

March Roundtable for April Pack Program

Core Value: Faith

Supplemental Pack Meeting: Cub Scouts Give Thanks

Cub Scout Leader Specific Breakouts:

Cub Scout Den Leaders – *Creating Skits*

Webelos Den Leaders- *Outdoor Cooking*

Cubmasters – *Cheers, Stunts, and Applauses*

Pack Leaders – *Chartered Organization relationships*



**Promotion gets them there the first time.
 Good program gets them to return.**

THE BUZZ

Note - The Buzz is a biweekly video detailing recent changes and such in Boy Scouting.

In the current video Camille Travis, director of marketing and development for Learning for Life, explains how Exploring programs can lead to increased membership and retention for your council.



[Learning for Life web site](#)

[Learning for Life newsletter \(includes training info\)](#)

The Buzz may be found at

<http://www.scouting.org/sitecore/content/InternalCommunications/The%20Buzz.aspx>

Camille's video is at:

<http://www.scouting.org/sitecore/content/InternalCommunications/The%20Buzz.aspx>

View more episodes of *The Buzz* on our [YouTube channel](#).

<http://www.youtube.com/user/BSAIntComm#grid/user/181CE40D6C34BFA3>

PACK MEETING THEMES

Commissioner Dave (with help from Kim)

All 36 Supplemental Pack Meeting plans are posted at:

<http://www.scouting.org/scoutsources/CubScouts/Leaders/DenLeaderResources/DenandPackMeetingResourceGuide/PackMeetingPlans.aspx>

Here are the 12 in the current CS RT PG -

If you are reading this on-line the Theme Name is hyperlinked to file at National.

Month	Core Value	Supplemental Theme
September	Cooperation	Hometown Heroes
October	Responsibility	Jungle of Fun
November	Citizenship	50 Great States
December	Respect	Holiday Lights
January	Positive Attitude	Abracadabra
February	Resourcefulness	Turn Back the Clock
March	Compassion	Planting Seeds of Kindness
April	Faith	Cub Scouts Give Thanks
May	Health and Fitness	Cub Cafe
June	Perseverance	Head West Young Man
July	Courage	Cubs in Shining Armor
August	Honesty	Kids Against Crime

Kim, the chair of the task force, says "I do want to stress that the focus is still the Core Value and the theme is just there

as an enhancement. The theme pack meeting plans are specifically crafted to bring out the important points of the Core Value in a fun way."

Here is the complete list of all 36 Supplemental Themes. Any Pack/Cubmaster can use any theme any month. The year designation is to show you which themes will be featured at Roundtables each year. So, the 2012 - 2013 RT year kicked off in August with Cooperation and Hometown Heroes. Then Responsibility and Jungle of Fun.

Month	Core Value	Supplemental Pack Meeting Themes to Enhance the Meaning of the Core Value		
		Set A	Set B	Set C
September	Cooperation	2012-2013 CS RT PG * Hometown Heroes	2013-2014 CS RT PG * Amazing Games	2014-2015 CS RT PG * Under the Big Top
October	Responsibility	* Jungle of Fun	* Down on the Farm	* Dollars and Sense
November	Citizenship	* 50 Great States	* Your Vote Counts	* Give Goodwill
December	Respect	* Holiday Lights	* Passport to Other Lands	* Stars and Stripes
January	Positive Attitude	* Abracadabra	* Lights, Camera, Action	* Yes, I Can
February	Resourcefulness	* Turn Back the Clock	* Invention Convention	* Litter to Glitter
March	Compassion	* Planting Seeds of Kindness	* Pet Pals	* Aware and Care
April	Faith	* Cub Scouts Give Thanks	* My Family Tree	* Soaring the Skies
May	Health & Fitness	* Cub Cafe	* Destination Parks	* Backyard Fun
June	Perseverance	* Head West Young Man	* Over the Horizon	* Go for the Gold
July	Courage	* Cubs in Shining Armor	* Space - The New Frontier	* Under the Sea
August	Honesty	* Kids Against Crime	* Heroes of History	* Play Ball

Upcoming:

- ★ March's Core Value, **Compassion**, will use "Planting Seeds of Kindness."



Month's that have themes that might help you with , **Compassion** and "Planting Seeds of Kindness " are:

Month	Year	Theme
Planting Seeds of Kindness		
December	1940	Good Will - Cub Style
December	1941	Giving Good Will
December	1943	Good Will Month
December	1944	The Other Fellow
December	1945	Follows - Helps - Gives
December	1947	Helps and Gives
December	1948	Goodwill
December	1949	The Other Fellow
December	1951	F-H-G
December	1958	The Golden Rule
December	1961	Follows, Helps, and Gives
September	1965	Barn Raising
December	1969	Cub Scout Gives Good Will
December	1972	Follows, Helps, Gives
December	1975	Cub Scout Gives Good Will
December	1984	Do a Good Turn
December	1985	Follows, Helps, Gives
December	1986	The Golden Rule
December	1991	Follows, Helps, Gives
December	1992	To Help Other People
December	1995	Do a Good Turn
December	1996	Helping Others
December	1997	The Golden Rule
December	2003	A Cub Scout Gives Good Will
December	2005	Faith, Hope & Charity
November	2008	Spreading Seeds Of Kindness
Compassion		
March	2011	Compassion
March	2012	Compassion
March	2013	Compassion

- ★ April's Core Value, **Faith**, will use "Cub Scouts Give Thanks."



Month's that have themes that might help you with Faith and "Cub Scouts Give Thanks" are:

Month	Year	Theme
Cub Scouts Give Thanks		
November	1942	Thanksgiving
November	1952	Faith of his Fathers
December	1960	Guiding Stars
November	1974	Pilgrims
November	1980	Thanksgiving - Living and Sharing
November	1984	Turkey Day
November	1992	Turkey Day
December	2000	What do You do at Holiday Time?
November	2003	Pilgrims of Plymouth Rock
December	2005	Faith, Hope & Charity
December	2007	Celebrations Around the World
Faith		
April	2011	Faith
April	2012	Faith
April	2013	Faith

DEN MEETING TOPICS

When a Den Meeting occurs depends on when you start your year and how often you meet. A Den that starts in August will be doing meetings 1 & 2 then, and 3& 4 in September. A den that meets three times a month will do 1, 2, and 3 in September. *The pace is up to you!!*

MONTH/ CORE VALUE <small>ALTERNATE PACK MTG THEME</small>	FEBRUARY - RESOURCEFULNESS		MARCH COMPASSION		APRIL: FAITH	
	TURN BACK THE CLOCK		PLANTING SEEDS OF KINDNESS		CUB SCOUTS GIVE THANKS	
MEETING #	11	12	13	14	15	16
TIGERS	E#7 Recycling E#21 Puppets	E#41 Visit a Transportation Station	E#26 Phone Manners E#27 Emergency E#15 Colors E#12 Card	E#31 Animals E#43 Vet field trip	E#6 Board Game or Puzzle	E#33 Clean up Treasure Hunt E#23 Milk, E#25 Snack
WOLVES	Ach. #12 Choices	E#6 Books E#12a Sketch	E#14 Pets	E#10 American Indians	E4h e Marbles	E18a Picnic E #19 Fishing
BEARS	Ach. #6 The Past Ach. #17 Information	Ach. #5 Sharing Your World with Wildlife	Ach. #5 Sharing Your World with Wildlife	Ach. #6 Take Care of Your Planet	Ach. #21 Models	Ach. #21 Models
WEBELOS	Engineer	Engineer	Craftsman	Craftsman	Scholar	Showman
ARROW OF LIGHT	Handy Man	Sportsman	Communicator	Sportsman	Sportsman	
PACK ACTIVITY	Blue & Gold Banquet, Arrow of Light Ceremonies, Unit Leadership Enhancements		Service Projects, Field Trips, Storytelling, Safety & Resources		Faith Hike, Skits, Outdoor Cooking, Cheers, Stunts & Applauses, Chartered Org Relations	

CUBCAST

UPDATE

CUBCAST has a new look for 2013!!!
And it is **WONDERFUL!!**
And besides the talk, there are samples of ideas
for the Supplemental Themes.
In any month there may be applauses, games,
skits, ceremonies and more!!!
*And you can do it - there is info on how to
submit your Den/Pack doing something!!
Check this out every month!!*

The February 2013 Cubcast is -
[Scout Sunday / Scout Sabbath and Religious
Emblems](#)



Happy Birthday, BSA! Our birthday is Feb. 8, but did you know there's a whole week to celebrate Scouting? It starts on Scout Sunday, Feb. 3 and ends on Scout Sabbath, Feb. 9. Download this episode and you'll hear some great ideas on ways to celebrate. We'll also be talking about changes to the religious emblems program and the connection between a Scouts faith and the values of Scouting. Joining us this month is Mark Hazelwood, who teaches a course on religious emblems at Philmont Training Center in Cimarron, New Mexico, and has been the CEO of P.R.A.Y. for 26 years. He currently serves on the Program Impact Department's Religious Emblems Task Force.

And I have met Mark several times at Philmont. I have participated in two of his sessions there. Great ideas! Great Innovator!! Keep up the good work!!

View Cubcast at
<http://www.scouting.org/ScoutCast.aspx>



Check out Mark's organization at
www.praypub.org

PACK ADMIN HELPS – Service Projects for Den & Pack

Southern NJ Council

"What better way is there to plant seeds of kindness and to show compassion to others than to provide service? Our communities and the world benefit from every act of service we provide. Not only do the actions of our Scouts enhance the lives of those they serve, but their attitudes encourage others to be better people and perpetuate acts of kindness in their everyday lives."

February 2013 RT Agenda, CS Roundtable Planning Guide

Along the trail of Scouting, we promise...to "HELP OTHER PEOPLE", and that, "THE CUB SCOUT GIVES GOODWILL". It is important for a Cub Scout to gain an understanding and experience the satisfaction in helping those less fortunate than himself.

Do the Cub Scouts really know the meaning of:

*"I _____, promise to do my best
To do my duty to God and my country,
To help other people
To obey the Law of the Pack."*

"To help other people" not only is said each time the Cub Scout Promise is recited, but should also be lived daily by all Scouts.

By organizing home and community service projects, you will be giving your Scouts the opportunity to "reach out" into a wider community, making them feel a part of their community, and to recognize the importance of good citizenship. Your pack could select one or more service projects to work on throughout the year. Thanksgiving and Christmas are common service project times of the year, but the need exists year round. Collect food and clothing in your neighborhood to donate to a shelter for the homeless; families need warm weather clothing, too. Perhaps your pack could adopt a family for a year; help them with their food, clothing needs, and presents during the holidays.

As stated on the BSA Web Site, <https://servicehours.scouting.org/> - "From barn raisings to soup kitchens, ordinary Americans have always made an extraordinary difference in the lives of their neighbors and in their communities by lending a helping hand. Today, America needs the service of its citizens more than ever. Hunger, lack of adequate shelter, poor health—these are issues that affect all of us. The Service Hours Reporting believes that we can do something about these issues—if we work together. That's why we've created Service Hours Reporting. Service Hours Reporting is a collaboration with The Salvation Army, Habitat for Humanity, American Red Cross, and thousands of other community organizations and that focuses the power of volunteerism on these important community issues."



Packs can arrange to do ongoing projects for which responsibilities can be rotated among the dens. Volunteer to pick up trash and litter once a month around your neighborhood or church; each den takes a turn. Organizations that serve food to the homeless on a regular basis may need volunteers as servers, or for bussing tables; pick one day a month with each den taking a month to serve.

Your den could provide entertainment and or companionship to the elderly in the nursing homes; wear costumes and present a skit or sing a few songs. Give a puppet show to boys and girls at the children's hospital. Collect magazines and donate them to nursing homes or hospitals; gather games, books, and puzzles to take to a day care center. Rake leaves for an elderly couple in your neighborhood.

One great way to encourage the Scouts to "Do a good turn daily" is for you to set a good example at den and pack meetings through your words and deed. When the boys see the adults around them picking up the trash after refreshments at the pack meeting, or stopping to help someone, they'll feel the need to repeat your lead.

Before beginning a service project two things are essential.

- ◆ Consider the boy's age.
- ◆ Regardless of age, how mature are they?

You must have sufficient leadership, two deep obviously. Decide when you will be doing your service project; in the den meeting or on a weekend. Requiring every Scout to get to the location on their own usually means a parent has to come and stay giving you plenty of adults to help.

When you are ready to pick out a project, don't do it alone.

Get the Scouts involved in decision making. Give them a few ideas and let them choose democratically.

Make contact with organizations and **GET PERMISSION**.

Set a date in advance and inform parents.

For safety, if parent is not present at service project, get a signed permission slip.

If service project is not for the chartered organization you are with and you must travel, **GET A TOUR and ACTIVITY PLAN**. <http://www.scouting.org/filestore/pdf/680-014.pdf>.

Check out the FAQs about these documents here: <http://www.scouting.org/scoutsource/HealthandSafety/TourPlanFAQ.aspx>

Follow through with your plans.

Limit the awards or recognition to a verbal thank you or appreciation, or at most, write it up in the newsletter. Credit can be given in their Scout handbooks. Remember keep it simple. Boys should learn that the true reward is the feeling you get when you help.

Service, best exemplified by the daily Good Turn, has long been a tradition in Scouting. Good citizenship is best taught by service in action. To get the most Cub Scouting has to offer, boys should have opportunities to take part in den and pack service projects. This is one of the best ways to show boys that helping other people is not only beneficial to others, but is fun and rewarding for themselves. They will experience a warm feeling that comes from giving service to others.

Below are some suggestions for service projects that Cub Scouts will enjoy:

- ✓ Organize a spring cleanup.
- ✓ Assist a person with special needs or an elderly person in the neighborhood. Rake their yard, wash widows and screens, run errands.
- ✓ Conduct a paint and cleanup project at the building and on the grounds of the chartered organization.
- ✓ Paint drums or other containers with lids for use as litter containers.
- ✓ Adopt a stream. Clean debris and litter from a section of a nearby stream.
- ✓ Send a care package to American troops.
- ✓ Man a water station at a fun run.
- ✓ Help pack Red Cross Friendship boxes.
- ✓ Clean up the telephone poles of old signs.
- ✓ Donate a tree for Arbor Day to a park.
- ✓ Adopt a police or fire station and send Thank you's and goodies.
- ✓ Do a fire prevention program for a day care center.

These are only a few ideas for service projects. You'll find many more in Cub Scout and Webelos Scout Program Helps and other Scouting literature.

Also, go to <http://www.goodturnforamerica.org/> and find others. Be sure to log your service hours here so everyone can see the good things our Scouts are doing.

Cub Scouts like being helpful. Scouting has always emphasized the Good Turn, and boys are never too young to start doing things for others. Scouting can offer one antidote to the many messages focusing on self-interest that boys receive from the media and the culture in general.

There are many ways to be helpful. Some service projects are "behind the scenes," like cleaning up the church parking lot or making gifts for people the boys will never see. Other services are provided directly to individuals. Both forms of service are useful and should be encouraged.

Reporting Service Projects

*Jay Reeves, Cub Scout Roundtable Commissioner
Hiawatha District, Gamehaven Council*

This month I'll explain the logging of service projects online as required by item 7 on the Pack Performance Recognition Program scorecard.

The requirement is, "The Pack participates in service projects, with one benefiting your chartering organization. The projects and hours are entered on the Journey to Excellence website." Bronze Level requires two service projects, Silver requires three and Gold four. Please note that it is the number of projects that are reported and there is no minimum time requirement.

The website where you report your service projects is: www.scouting.org/scoutsource/Awards/JourneyToExcellence.aspx. You will find links to the 2013 JTE Scorecard and Service Project reporting toward the bottom of the page. In order to create an account on the service project database, you need your unit's national unit ID number; this is available from your council office. Once you have this number, you will create your own unique username and password for your unit. I would recommend the log in information be shared between your Committee Chair, Cubmaster and one other adult leader for continuity's sake.

Be warned! Once a project has been entered, it does not seem possible to delete it. Although you can edit a report already made. You'll need to keep good records at your service projects to have accurate data to report.

Journey to Excellence and Good Turn for America

What is happened to www.goodturnforamerica.org?

Jay wrote this article in answer to the question, "Do you know what happened to "GoodturnforAmerica.org"? When I type that into my web browsers and I am redirected to another site??"

Answer:

Good Turn for America has been completely replaced by Journey to Excellence. The website is gone.

Besides logging Service hours,

You can learn more about JTE by going to that same site <http://www.scouting.org/scoutsource/Awards/JourneyToExcellence.aspx>

and checking out the 2013 forms and the Webinars and Power Point slide decks explaining the program, Unit Scorecards, Unit Spreadsheets for tallying your results, FAQs, Support Documents, and how to work your "Dashboard" from your MyScouting.org account!!


National is really doing its best to make sure this is a success and addressing the needs of all the Generations in Scouting (Do not know what the Generations are in Scouting?? Either take Wood Badge for the 21st Century or if you have already done so, get a copy of this new session added to the syllabus. CD

CUBMASTER'S CORNER

Pamela, North Florida Council

Barnyard Blues (& Golds) Planting Seeds! -

Time to get out the straw hat, overalls (with Scout shirt under of course) and, hoe to sow seeds of kindness and Compassion. This would be a great month to set up your pack meeting like a barn or farm or have your meeting in a barn or at a farm! Usually barns are filled with hay or straw and bales of it would be a lot of fun. You can have the bales set up outside and have a marshmallow roast or baked apples at your meeting. You can even have a mock fire inside and tell stories. If your pack meeting is at a farm you may want to change the day so that Scouts can view the farm during the day, check out the animals and then attend the meeting. Hot Cocoa in the colder regions is always a welcome site so remember if you are going on an outing for your Pack meeting to include plans for a snack or food, first aid kit and your Cubmaster book with all the medical forms on everyone. *(even your adult leaders... they can fall ill or hurt on occasion as well.)* These early meetings should have your den leaders look at what kind of advancement they can do as well at a farm. Remember: everything should have a purpose. If you only want to do advancement that's great but if you do arrive early, prepare a food as much as possible have Scouts hands on doing things so they do learn something new. Don't forget to ask a real farmer to come speak about his profession. He may even bring an animal or some of the things he grows and tell about them. Compassion? Lots of ways to integrate farming or other subjects to help Scouts empathize with others or.. learn what its like to be in that persons shoes. Relay races or stations around the pack meeting about a given subject are always great. Ideas for a farm? Have a corn shucking relay, milk the cow relay, toting water relay, toting fire wood relay, cleaning the stall relay, moving feed bags relay. Washing potatoes relay, there are lots of things you can relay about that involve farms. But... always discuss what they learned. Which was the hardest, easiest, how could they make it easier, how often a farmer may have to do this, how much time they think a farmer may have to do this before it gets to their dinner table? All things to think about and help empathize and sow seeds of kindness and develop compassion for others.



See appropriate sections for
Pamela's Ceremonies and Stunts

Farming Games

Clean your Ears Relay:

Items needed: You will need corn that has not been shucked already, garbage can with bag inside, a tarp and bucket for the cleaned ears. The tarp will keep the mess to a minimum. Perhaps do this one first so they can be cooked on a fire or stove for eating after!

I Have a Hand on it Relay:

You will need a long board 2x4 by 10 feet. Thumb tacks, thick rubber gloves and water that has white food coloring in it to look like milk.

Fill glove with water and white food coloring, Thumb tack the top of the glove to board, have boys sit on the floor or ground with a bucket under and pin prick the ends of the 4 fingers. Have Scouts "milk" the glove in teams and time them. Take all the buckets and dump into one or measure then bring in the next den. Ribbon for den with most full bucket .

Hurry Up There's a Fire in the Barn Relay:

(This could be for Cubs, Scouts and Wood Badgers) **Needed:** Large buckets (2 per den), a cup per Scout. The rule is the 2 buckets cannot move.

Scouts must move the water from one end of the room or field to the other. Give each Scout one cup and begin. Here is creativity kicks in. The ONLY rule is they cannot move the (galvanized bucket or whatever kind you have)bucket. If you have a Scout say: you can't do that.. Look over the solution they have.. if the 2 buckets have not moved.. then it's not a violation. This really does work in team work and allows the kids in wheel chairs or crutches to really shine ☺ Good luck and let us know how it went!

Grandma Needs a Fire to Bake a Cake Relay:

Needed: wood. A half cord of wood or just what the Scouts gathered in the woods will work. Have as many piles as you have dens and set your end location where you may have a fire. Having the wood in the parking lot would not be a bad idea.

Dens see how fast they can get the wood to the destination. The rule? Only one piece of wood per Scout when moving wood. Make sure you have leaders or adults along the way to monitor. If it's a long way from the parking lot to say in the middle of the park or where you are going to have a fire.... Makes it even more fun. You could even have 2 dens pair up depending on the size of your Pack and the distance. This one can get creative on the Scouts part as well... Let them!

Clean the Barn Relay:

Needed: straw or hay, rakes or pitch forks, colored tokens and wheel barrows.

Scouts must get the "old hay" out and the new hay in. Using rakes or pitch forks Scouts scoop hay into the wheel barrows. In the hay taped to the floor are various colored tokens they look for once the hay is removed. (example: Orange for Tiger, yellow for wolf, blue for bear and red for Webelos. Scouts only take the token of their rank.) Then they put the

hay back in for the next Scout and place the token in a den jar. Tokens can be discarded poker chips or wooden circles painted the various colors. The den with a filled jar (and there should be an equal amount of tokens for each den... one per Scout. Depending on your Tigers or Scouts abilities always be open to allowances and allow one Den Chief or parent to help. Only one though! ☺

Bessie's Hungry Y'all Better Feed her Quick Relay: If you know anyone who has feed bags or access to full feed bags it would be great. These are pretty heavy for most so Scouts will need to work at least in pairs. If you do not know anyplace that has feed bags even bags of mulch or sand would work.

Boys pair up and move the bags to a destination. If you have 10 boys you would need 5 bags but be sure each den has equal amount of bags so some Scouts may have to go twice.

Spud? I thought you said his name was Bud Relay:
Needed: dirty potatoes. Ones fresh out of the ground are best. (even dry dirt is good) One wash bucket per den and small brush for washing. Depending on size of den or availability of large wash buckets (Ace Hardware or Lowes usually has them) you can have the entire den working on this one around the buckets.

Place the dirty potatoes in the bucket and have Scouts wash clean, have the den chief check them, and place in a dry bucket. Den who finishes first wins. Potatoes can be used for dinner that night, given to families that would appreciate them, or taken to a shelter for a food pantry. (Take a few Scouts to deliver to the shelter so they can share in the idea of sharing with others.)

Sheer the Sheep or

How fast can you get ready for School Relay:

- ★ Gather lots of old and oversized clothing items. Prepare two sets (for example; 2-3 pairs of pants, 2-3 shirts, a coat, old work boots, a belt, a raincoat for a team).
- ★ Divide players into two teams. Have a pile of clothes in front of each team. Have a turning point about fifteen feet away.
- ★ On signal, each player must put on all the clothes (sheep grows his wool), race down to the turning point, come back and take the clothes off (sheep gets sheared).
- ★ The next player does the same.

Visit To The Farm

- ★ Players stand in a circle. One person volunteers to be the Farmer and is blindfolded. He spins around slowly in the circle and then points at someone and names any farm animal.
- ★ That person makes the sound of that animal, and the Farmer tries to identify who made the sound. If he is successful, the person named becomes the Farmer, and the old Farmer joins in the circle.
- ★ Players who make farm sounds may disguise their voice any way they want to.

SPECIAL OPPORTUNITIES

Pat Hamilton, Baltimore Area Council

Our Core Value this month is **Compassion** and the Supplemental Theme is **Planting Seeds of Kindness**. I have chosen to highlight **Disabilities Awareness** for the Academics Belt Loop and Pin to go along with these themes. I have chosen **Badminton** for the Sports Belt Loop and Pin, because it is the last remaining sports activity that hasn't been highlighted in *Baloo's Bugle* yet. From now on (unless the Boy Scouts of America decides to add some new ones) all of the Belt Loops and Pins will be repeats. I will try to find some additional interesting web sites to go along with them.

Disabilities Awareness Loop and Pin

from <http://www.usscouts.org>

The requirements listed below are taken from the Cub Scout Academics and Sports Program Guide (34299) 2009 Printing. This subject was added in 2009.


Tiger Cubs, Cub Scouts, and Webelos Scouts may complete requirements in a family, den, pack, school, or community environment. Tiger Cubs must work with their parents or adult partners. Parents and partners do not earn loops or pins.

Disabilities Awareness Belt Loop



Complete these three requirements:

1. Visit with a friend, family member, classmate, or other person with disabilities. Find out what this person enjoys and what this person finds difficult.
2. Attend a disabilities event such as an Easter Seals event, Special Olympics, a performance with sign language interpretation, an activity with Guiding Eyes dogs, or a wheelchair race. Tell your adult leader what you thought about the experience.
3. Make a display about one or more disabilities. It can include physical, learning, or mental challenges. Share the display at a pack meeting.



Disabilities Awareness Academics Pin

Earn the Disabilities Awareness belt loop, and complete five of the following requirements:

1. People with disabilities move around in different ways such as crutches, scooters, and wheelchairs. Explain the differences. With an adult's supervision and permission, try to safely use one.
2. Using sign language, demonstrate the Cub Scout Promise and motto.
3. Read a book about a person with a disability.
4. Explain how your school helps students with disabilities (elevators, ramps, small classes, special tools and equipment, specialized teachers)
5. Describe one of the following and its purpose: occupational therapy, speech therapy, or physical therapy. Visit with a person who works in one of these fields and learn about his or her position.
6. Read about a famous person who has been physically or mentally challenged. Report what you learned to your den or family.
7. For two one-hour periods, and with adult supervision, go about your normal routine doing chores, watching television, studying, etc. Change your abilities by using one of these experiences, then share what you learned with your den.
 - Hearing impairment — Muffle your ears with earmuffs or bandages.
 - Sight impairment — Blindfold one or both eyes.
 - Physical impairment— Bind an arm or leg so that it cannot be used.
 - Speaking impairment — Cover your mouth or do not speak
 - Choose an impairment of your own that is approved by an adult
8. Look at a catalog and find three items that could help a person with disabilities in their daily life. Explain how each item would help the individual.
9. Volunteer and help someone with disabilities in school, sports, or another supervised activity.
10. Visit a nursing home or elderly person and help someone with a meal.
11. Talk to someone who works with people who have disabilities. Ask what the person's position is like and how he or she helps people with disabilities.

For worksheets to help with earning these awards go to <http://scoutleaderawards.com/advance/cubscout/academics/disabilities.asp>

Resources (from the Academics & Sports Program Guide)
Your local library, schools, and the Internet are all excellent sources of information about disabilities awareness. These organizations and agencies may also be helpful. Be sure you have your parent's or adult partner's permission before you go online.

American Association of People With Disabilities

Toll-free phone: 800-840-8844

Web site: <http://www.aapd.com>

American Foundation for the Blind

Toll-free phone: 800-232-5463

Web site: <http://www.afb.org>

The Arc of the United States

Phone: 301-565-3842

Toll-free phone: 800-433-5255

Web site: <http://www.thearc.org>

Autism Society of America

Phone: 301-657-0881

Toll-free phone: 800-328-8476

Web site: <http://www.autism-society.org>

Autism Speaks

Phone: 212-252-8584

Web site: <http://www.autismspeaks.org>

Easter Seals

Toll-free phone: 800-221-6827

Web site: <http://www.easterseals.com>

Federation for Children With Special Needs

Phone: 617-236-7210

Web site: <http://www.fcsn.org>

Guide Dogs for the Blind

Toll-free phone: 800-295-4050

Web site: <http://www.guidedogs.com>

International Dyslexia Association

Phone: 410-296-0232

Web site: <http://www.interdys.org>

Muscular Dystrophy Association

Toll-free phone: 800-572-1717

Web site: <http://www.mda.org>

National Alliance on Mental Illness

Phone: 703-524-7600

Web site: <http://www.nami.org>

National Association of the Deaf

Phone: 301-587-1788

TTY phone: 301-587-1789

Web site: <http://www.nad.org>

National Center for Learning Disabilities

Phone: 212-545-7510

Toll-free phone: 888-575-7373

Web site: <http://www.ncld.org>

National Dissemination Center for Children With Disabilities

Toll-free phone: 800-695-0285

Web site: <http://www.nichey.org>

Special Olympics International

Toll-free phone: 800-700-8585

Web site: <http://www.specialolympics.org>

United Cerebral Palsy

Toll-free phone: 800-872-5827

Web site: <http://www.ucp.org>

Badminton Loop and Pin

from <http://www.ussscouts.org>

The requirements listed below are taken from the Cub Scout Academics and Sports Program Guide (34299 - 2009 Printing). Webelos Scouts that earn the Badminton Belt Loop while a Webelos Scout also satisfy part of requirement 3 for the Sportsman Activity Badge.

Tiger Cubs, Cub Scouts, and Webelos Scouts may complete requirements in a family, den, pack, school, or community environment. Tiger Cubs must work with their parents or adult partners. Parents and partners do not earn loops or pins.

Badminton Belt Loop



Complete these three requirements:

1. Explain the rules of badminton to your leader or adult partner.
2. Spend at least 30 minutes practicing badminton skills.
3. Participate in a badminton game.

Badminton Sports Pin



Earn the Badminton belt loop, and complete five of the following requirements:

1. Compete in a pack or community badminton tournament.
2. Demonstrate your knowledge of the use and care of the equipment needed to play badminton: shuttlecock (shuttle or bird), racket, court, net, and comfortable clothes and shoes.
3. Demonstrate skill in the following grip techniques: forehand and backhand.
4. Spend at least 60 minutes practicing to develop skills for shots and strokes (*clear*, *drive*, *drop*, and *smash*). This may be done over several different practice periods. Keep track of your time on a chart.
5. Demonstrate skill in the following: hit the shuttle using forehand or backhand; hit the shuttle, alternating forehand and backhand; hit the shuttle against the wall with a forehand or backhand; hit the shuttle against the wall, alternating forehand and backhand.
6. Accurately lay out a badminton court, including net and lines.
7. Play five games of badminton.
8. Participate in a badminton skills development clinic.
9. Play at least three games during which you make your own foul calls effectively to your leader's satisfaction.

For worksheets to help with earning these awards go to <http://scoutleaderawards.com/advance/cubscout/sports/badminton.asp>

Resources (from the Academics & Sports Program Guide)

Information on local badminton resources can often be obtained from your local parks and recreation department, community library, or university or college athletic department.

USA Badminton

One Olympic Plaza
Colorado Springs, CO 80909
Phone.: 719-866-4808; fax: 719-866-4507
Web site: <http://www.usabadminton.org>

USA Badminton is the national governing body for the Olympic sport of badminton in the United States. Their Web site provides information about the game and tournaments, as well as links to other badminton related sites.

Books About Badminton

Badminton: Steps to Success, Tony and William A Grice (Human Kinetics, 1996)

Badminton, Steve Boga (Stackpole Books, 1996)

A Basic Guide to Badminton. Jeff Klemsak. ed. (Official US Olympic Sports Series) (Griffin Bay Book Store. 1997)

Badminton for Beginners, Ballou (Morton Publishing Co., 1998)

Cub Scout Outdoor Activity Award

from <http://www.ussscouts.org>

It's time to start registering for Cub Scout Day Camp or Resident Camp. Camp is one of the main requirements for earning the Outdoor Activity Award.



Tiger Cubs, Wolf and Bear Cub Scouts, and Webelos Scouts have the opportunity to earn the Cub Scout Outdoor Activity Award. Boys may earn the award in each of the program years as long as the requirements are completed each year. The first time the award is earned, the boy will receive the pocket flap award (shown above), which is to be worn on the right pocket flap of the uniform shirt. Each successive time the award is earned, a wolf track pin (shown right) may be added to the flap. Leaders should encourage boys to build on skills and experiences from previous years when working on the award for a successive year.



Requirements**All Ranks**

Attend Cub Scout day camp or Cub Scout/ Webelos Scout resident camp.

Rank-Specific

- **Tiger Cubs.** Complete one requirement in Achievement 5, "Let's Go Outdoors" (Tiger Cub Handbook) and complete three of the outdoor activities listed below.
- **Wolf Cub Scouts.** Assemble the "Six Essentials for Going Outdoors" (Wolf Handbook, Elective 23b) and discuss their purpose, and complete four of the outdoor activities listed below.
- **Bear Cub Scouts.** Earn the Cub Scout Leave No Trace Award (Bear Handbook, Elective 25h) and compete five of the outdoor activities listed below.
- **Webelos Scouts.** Earn the Outdoorsman Activity Badge (Webelos Handbook); and complete six of the outdoor activities listed below.

Outdoor Activities

With your den, pack, or family:

1. Participate in a nature hike in your local area. This can be on an organized, marked trail, or just a hike to observe nature in your area.
2. Participate in an outdoor activity such as a picnic or park fun day.
3. Explain the buddy system and tell what to do if lost. Explain the importance of cooperation.
4. Attend a pack overnighter. Be responsible by being prepared for the event.
5. Complete an outdoor service project in your community.
6. Complete a nature/conservation project in your area. This project should involve improving, beautifying, or supporting natural habitats. Discuss how this project helped you to respect nature.
7. Earn the Summertime Pack Award.
8. Participate in a nature observation activity. Describe or illustrate and display your observations at a den or pack meeting.
9. Participate in an outdoor aquatic activity. This can be an organized swim meet or just a den or pack swim.
10. Participate in an outdoor campfire program. Perform in a skit, sing a song, or take part in a ceremony.
11. Participate in an outdoor sporting event.
12. Participate in an outdoor Scout's Own or other worship service.
13. Explore a local city, county, state, or national park. Discuss with your den how a good citizen obeys the park rules.

Boys' Life Reading Contest for 2013

<http://boyslife.org/>

**SAY 'YES' TO READING****Enter the 2013 Boys' Life Reading Contest**

Write a one-page report titled "The Best Book I Read This Year" and enter it in the *Boys' Life* 2013 "Say Yes to Reading!" contest.

The book can be fiction or nonfiction. But the report has to be in your own words — 500 words tops. Enter in one of these three age categories:

- * 8 years old and younger
- * 9 and 10 years old
- * 11 years old and older

First-place winners in each age category will receive a \$100 gift certificate good for any product in the Boy Scouts official retail catalog. Second-place winners will receive a \$75 gift certificate, and third-place winners a \$50 certificate.

Everyone who enters will get a free patch like the one on this page. (*And, yes, the patch is a temporary insignia, so it can be worn on the Boy Scout uniform shirt, on the right pocket. Proudly display it there or anywhere!*) In coming years, you'll have the opportunity to earn different patches.

The contest is open to all Boys' Life readers. Be sure to include your name, address, age and grade in school on the entry.

Send your report, along with a business-size, self-addressed, stamped envelope, to:

Boys' Life Reading Contest
S306
P.O. Box 152079
Irving, TX 75015-2079

Entries must be postmarked by Dec. 31, 2013 and must include entry information and a self-addressed, stamped envelope.

For more details go to <http://boyslife.org/> and click on "Contests."

Knot of the Month
Arrowhead Honor and Commissioner's Key
for Roundtable Commissioners

from Baloo Archives

Have a Roundtable Commissioner or Unit Commissioner you think is great, see if have already earned these and if not, help them along. Fill out their paper to get them the honor they deserve! Pat

Arrowhead Honor and Commissioner's Key for Roundtable Commissioners

www.usscouts.org



Arrowhead Honor for Roundtable/Huddle Commissioner

This Award can be earned for service as:

Cub Scout, Boy Scout, Venturing, or Varsity Roundtable (Huddle) Commissioner,

Requirements

- Review all material in the current *Cub Scout Roundtable Planning Guide*
- Review all material in the *Cub Scout Program Helps (HHMMm – Den and Pack Meeting Resource Guide?? The card on the BSA forms pageis still the 2006 printing.)*
- Recruit a roundtable staff.
- Lead staff in preparing a 1-year roundtable outline.
- Supervise the staff in conducting these roundtables
- With the district commissioner and district executive, develop and use an attendance promotion plan.
- Attend a council commissioner conference, roundtable, or planning conference.



Commissioner's Key for Roundtable Commissioners

This Award can be earned for service as:

Cub Scout, Boy Scout, Venturing, or Varsity Roundtable (Huddle) Commissioner,

Requirements

Training

- Complete the three session training program outlined in Commissioner Basic Training Manual
- Complete personal coaching orientation including the orientation projects.
- Complete Basic Training for Cub Scout or Boy Scout Roundtable Commissioners and staff

Tenure

Complete 3 years as a registered commissioner within a 5-year period.

(Tenure for one award cannot be used for other awards.)

Performance

- Earn the **Arrowhead Honor Award**.



If a Commissioner has already earned a Scouter's Key in another position, in lieu of sewing a second one of these square knots on the uniform, devices should be attached; a Commissioner's Device is used for this award.

GATHERING ACTIVITIES


*Note on Word Searches, Word Games, Mazes and such – In order to make these items fit in the two column format of Baloo's Bugle they are shrunk to a width of about 3 inches. Your Cubs probably need bigger pictures. You can get these by copying and pasting the picture from the Word version or clipping the picture in the Adobe (.pdf) version and then enlarging to page width. **CD***

Pack Gathering Activities.

2011-2012 CS RT Planning Guide

A successful, planned gathering activity will get a pack meeting off to a good start. A good gathering activity has pack members and parents interacting with each other. They should require minimal preparation, be fun for the boys, and can be enjoyed by the entire family. Since the Cubmaster is busy preparing for the pack meeting, other members of the pack should lead the activity. This is a great opportunity to begin involving parents who are not in a formal leadership position to help with something. Gathering activities may be found in the Den & Pack Meeting Resource Guide, the Den Chief Handbook, the Cub Scout Leader How-To Book, Group Meeting Sparklers, and Boys' Life. Plus the monthly Cub Scout roundtables.

Compassion Ideas



Is THIS a PICTURE OF COMPASSION?

Gathering Game in honor of National Buzzard Day –

Enlarge and display this picture and challenge your audience to answer the following questions:

- ✎ Buzzards can't make that scary sound we hear in cartoons - they can only hiss or grunt, since they don't have voice box! **TRUE**
- ✎ Buzzards mate for life and take good care of their young. **TRUE**
- ✎ They can smell carrion from over a mile away. They also have good eyesight! **TRUE**
- ✎ During the hot summer months turkey vultures will "poop" on their feet to cool them off. **TRUE**
- ✎ Turkey vultures can travel up to 200 miles a day, and they don't eat while they are traveling **FALSE**
- ✎ Turkey vultures have been reported by aircraft pilots to rise to as high as 20,000 feet and soar for hours without flapping their wings. **TRUE**
- ✎ As groups of vultures catch thermal updrafts they look like water boiling in a pot – so they are called kettles. **TRUE**
- ✎ Hawks look for "kettles" – groups of flying vultures – because they know the vultures always find the best thermals! **TRUE**
- ✎ Buzzards are actually gentle birds – they can't kill their prey. And if they disappeared, we'd be overrun with dead animals! **TRUE**

EXTRA CREDIT

- ✎ Buzzards don't flap their wings, but just rock from side to side and ride the currents! **TRUE**
 - ✎ They are the most graceful fliers in the world, even though they look ugly and awkward up close! **TRUE**
- Note: Check the Fun Facts About Buzzards for more trivia – in VALUE RELATED*

Alice, Golden Empire Council

Disability Awareness Round Robin

Have several Disability Awareness games set up around the room. As people arrive, divide them up so some people start at each station, then go around clockwise to the other stations. The Braille Cell below would work. See other suggested activities under GAMES section.

No Matter How Small

Read "Horton Hears the Who" to celebrate the birthday of Dr. Seuss and "Read Across America Day," both of which are on March 2nd. A fun story about compassion – that teaches "A person's a person, no matter how small."

Whoville on an Eraser

Pencils didn't always have an eraser! The idea was patented on March 28, 1858. But if you glue a large pink pompom on top of the pencil eraser, (to represent Whoville) and a tiny white pompom on top of that to represent the "Who" – you will have "Whoville" on an Eraser!

Smiles for Everyone – in honor of Smile Day!

Challenge each boy, den or family to bring all kinds of smiles cut out of magazines and newspapers. Have a large piece of paper for each den, furnish paper glue sticks. Each group can create a collage of "Smiles" – talk about how a smile makes everyone feel welcome, and challenge everyone to practice smiling all week long.

Invite families to bring photos and material about their favorite service project to help others – Give each family a chance to share what they chose as a project, why they chose it, and how it has impacted their family and those they served.

Your Name in Bumps!

Alice, Golden Empire Council

Most people read by using their eyes. However, people who can't see can still read. They read with their fingertips!

1 ●●● 4
2 ●●● 5
3 ●●● 6

●	●●	●●●	●●●●	●●●●●	●●●●●●	●●●●●●●	●●●●●●●●	●●●●●●●●●	●●●●●●●●●●	●●●●●●●●●●●
A	B	C	D	E	F	G	H	I	J	K
●●	●●●	●●●●	●●●●●	●●●●●●	●●●●●●●	●●●●●●●●	●●●●●●●●●	●●●●●●●●●●	●●●●●●●●●●●	●●●●●●●●●●●●
L	M	N	O	P	Q	R	S	T	U	V
●●●	●●●●	●●●●●	●●●●●●	●●●●●●●	●●●●●●●●	●●●●●●●●●	●●●●●●●●●●	●●●●●●●●●●●	●●●●●●●●●●●●	●●●●●●●●●●●●●
W	X	Y	Z							

The Braille Alphabet

- ♣ The Braille alphabet is based on a rectangle of six dots.
- ♣ Each dot position has a number, 1 through 6.
- ♣ For each letter, some dots are raised and some are not.
- ♣ For example, an A has one raised dot in position 1.
- ♣ The G has four raised dots in positions: 1, 2, 4, and 5.

Can you write your name in Braille in this box?
Use as many boxes as you need, one letter to a box.

Want to see how it feels? Use the pencil to poke a little hole at each dot from the back side. Now close your eyes and read with your fingers!

Planting Seeds of Kindness Ideas

Seeds of Kindness Word Search

Baltimore Area Council

C D B O Y C M L S Y S D Q J E
 U A M T H D J R S E M S Y O E
 Q I H H E T C O E S F Q O H F
 Y U X E D C D D N D O O F E U
 C T N R N C S Y D W M L P I Z
 P J I O H C X G N C G Q B N T
 A P O N E I N V I S E F S S R
 N Q E P U I J R K Q H I D T X
 W H Z O H M L C O L L E C T B
 U U K T P Y M V V D O Z R X T
 D A O P R L R O C P S P Z V I
 U L Y Q E W E F C P N G L Z E
 C S N O I T A N O D A C U E N
 M T F E V E D I V U C J P O H
 H I R S V U J T W R Y O C F S

Find the following words in the grid.

CANS	CLOTHING	COLLECT
HELP	DONATIONS	FOOD
COMMUNITY	NEED	KINDNESS
OTHER	PEOPLE	SEEDS

Make St. Patrick's Day Cards for our Troops

Alice, Golden Empire Council



Have supplies – paper, scissors, markers, paper, glue sticks – ready so boys and/or families can make cards.

Materials: White 8-1/2 x 11 paper folded in half horizontally, then in half vertically to make a card; Green construction paper; Green sharpie or marker

Directions: Cut three small hearts the same size from green paper folded in half. Now put the pointed end of each heart together on the front of your card, so that the “hearts” form a cloverleaf. Draw a stem with a green sharpie or marker. Add a “Happy St. Patrick’s Day” message. Cards can be delivered or mailed to an elderly care home.



Alice, Golden Empire Council

Have a display and information about this great idea.


Encourage pack families to share with neighbors, or with a local food bank; consider joining with the Garden Writers Association Foundation – go to:

<http://gardenwriters.org/gwa.php?p=index.html>

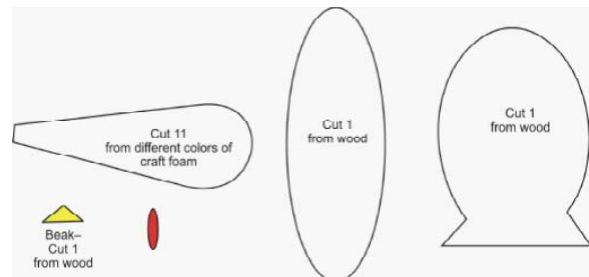
Invite everyone to bring some “Seeds” of a kind idea to share with everyone – Service project ideas, information about how to help provide food to others through Senior Gleaner projects, or Community Garden projects.

Be Thankful

Baltimore Area Council



We all need to be reminded now and again to show gratitude for the many things we have. This easily assembled turkey can help us remember the many things we enjoy.



Cut the body from wood, paint and assemble it ahead of time. As each family comes in have them cut out and write what they are thankful for on a foam tail feather. Present the turkey to your sponsoring organization for everyone to enjoy.

OPENING CEREMONIES

Planting Seeds of Kindness Ideas

Farmer's Welcome

Pamela, North Florida Council

(Cubmaster enters dressed in farmer's clothes. He could wear overalls or jeans with a plaid shirt, a straw hat, etc.)

Welcome, everyone, to the farmyard of Pack _____. I'm Farmer _____, the boss around here.

I'm really glad you could come visit us tonight. You know, on the farm there is plenty of work to do. Everyone in my family is busy planting seeds, harvesting crops, feeding the animals, and just keeping the farm running. But we are never too busy to help out neighbors in need, or help out at the local church or even raise the flag down at the town square.

That's one thing I like about the Cub Scouts. You are busy with school work, and earning all those fancy awards, and playing with your buddies, but you are never too busy to help when you're needed. I like that line in the Cub Scout Promise that says "...to do my best, to do my duty to God and my Country..." You really know how to do your best and do your duty, both to God and your Country.

Will you please rise and reflect on how you can continue to do your duty to God and this great country as we salute the flag and say the Pledge of Allegiance?

A Better World

Pamela, North Florida Council

Arrangement: Each Cub Scout has a picture of an animal to go along with his saying. His words are on the back in **LARGE** letters

Cub #1: We are the future farmers of America and the world. And this is how we will shape tomorrow.

Cub #2: (Rooster) I will crow for justice.

Cub #3: (Pig) I will help root out crime.

Cub #4: (Horse) I will say neigh to poverty.

Cub #5: (Cow) I will moo-ve out discrimination.

Cub #6: (Goat) I will o-baaaay the Golden Rule.

Cub #7: (Goose) I will squawk out against hatred.

Cub #8: (Spider) I will spin love into every heart

Cub Scout Harvest

Pamela, North Florida Council

Cub #1: To have a good harvest a farmer needs rich soil, the sun, water and hard work.

Cub #2: A good Scouting program to a Scout is like a rich soil to a bountiful harvest.

Cub #3: Loving assistance and guidance are the sun and water necessary for a plentiful harvest.

Cub #4: Good leaders are the farmers, and Cub Scouts are the tiny seeds.

Cub #5: The Tiger Cubs start out as tiny seeds but with assistance and guidance of the leaders, they grow to be Webelos Scouts--crops ready to harvest.

Formula to Grow

Pamela, North Florida Council

Cub #1: Growing requires starting with a solid foundation of strong values and clear principles.

Cub #2: Add a seed -- a young spirit eager to grow.

Cub #3: Use lots of warm support and a safe protection.

Cub #4: Feed frequently with fun activities.

Cub #5: Water daily with encouraging words.

Cub #6: This is the formula to grow a successful Cub Scout into a leader for tomorrow.

Planting Seed of Kindness Opening

Alice, Golden Empire Council

Background -

- A picture made by boys showing good soil, with rocky, dry soil along one side; several "seeds" drawn on paper
- Watering pail or picture of rain
- Picture of sun
- Pictures of "crops" – flowers, wheat, sunflowers, etc.
(Adjust number of seeds to the number of boys)

Narrator: This month, we've been learning about Seeds of Kindness. Let's see what can happen to those seeds. The seed is an idea – we might hear about a service project from our den leader or a teacher. If we decide to help, we might want to find out what we can do.

Cub Scout #1: I heard about a canned food drive from my den leader, and I wanted to help.

Cub Scout #2: My neighbor is old and has trouble keeping her lawn mowed and watered. I wondered if I could help.

Narrator: Sometimes, when we hear about some service or see someone who needs help, we decide to try and find a way to do something. It's like putting seeds in good soil, where they can grow. But sometimes, we are busy or the problem seems too big for us to do anything about, so we decide we can't help. That's like dropping a seed in rocky, dry soil, where it can't grow. It will just dry up and nothing will come of it.

Cub Scout #3: I heard about the canned food drive, but I don't have time to help – I have soccer practice, and a game on Saturday.

Cub Scout #4: I asked my dad, but he said the local food bank will take care of the problem.

Narrator: Where do you think these seeds ended up? (Lets the audience decide where each boy should put his seed) But just getting in the dirt doesn't guarantee a seed will grow – it needs water and sunlight. The water could be compared to a willingness to figure out a way to help, a way to deliver what someone else needs.

Cub Scout #5: I wanted to help with the food drive, too – I decided to ask my neighbors if they could help, so we would get even more cans!

Cub Scout #6: I saw that my neighbor couldn't take care of her lawn anymore, so I asked my dad if he could help

me get the lawn mower started and figure out how to finish the job.

Narrator: *(holds up the watering can and adds the sun to the picture)* If we use our imagination and ask other people to help, our “seeds of kindness” can keep growing.

Cub Scout #7: When I went to pick up cans from my neighbors, one of them said they had a grandma who needed help from the food bank sometimes. They said they were happy to help, and that made me feel good!

Cub Scout #8: It was a lot of fun to find a way that I could help – I collected coats from my family, kids at school, and neighbors, and donated them to a clothing drive. I had such a good time that I am going to do it again! And it made me very glad that I have my own warm clothes for the winter.

Narrator: So we discovered that “Seeds of Kindness” grow only when we each decide to do something for others. Then they can produce a crop of gratitude, and a desire to do more. We have learned to keep our eyes open for other opportunities to be kind. *(Put up the picture or drawing of flowers or a food crop)* In the United States of America, we have a tradition of helping others. Let us honor that tradition by pledging allegiance to our flag.

Compassion Ideas

A Matter of Compassion

Alice, Golden Empire Council

Before the meeting, prepare large letters that spell out COMPASSION, so that each boy in turn can hold up or post his letter on the wall. Boys could draw an appropriate picture on the side with their letter. have what the boys will say on the back of the cards in large letters.

Emcee: This month, we’ve been learning all about a Core Value.

Cub # 1: *(Posts letter C or holds it up)* Caring for others is what Cub Scouts do – a Good Deed every day!

Cub # 2: *(Posts letter O or holds it up)* Only when you “Walk a Mile” in someone else’s shoes can you really understand.

Cub # 3: *(Posts letter M or holds it up)* Make sure you treat others as you would like to be treated!

Cub # 4: *(Posts letter P or holds it up)* Put yourself in the other guy’s place – it will change how you act.

Cub # 5: *(Posts letter A or holds it up)* Always use kind words and tone of voice.

Cub # 6: *(Posts letter S or holds it up)* Some people have special challenges that make it hard to walk or move.

Cub # 7: *(Posts letter S or holds it up)* Some people have special challenges that make it hard to read or talk like everyone else.

Cub # 8: *(Posts letter I or holds it up)* I learned how they feel with some of the games we played this month.

Cub # 9: *(Posts letter O or holds it up)* Overcoming challenges takes a lot of courage.

Cub # 10: *(Posts letter N or holds it up)* So NEVER forget to Do Your Best, no matter how you show Compassion to others!

Emcee: Let’s now celebrate this great country, with the tradition of accepting people of all races and creeds, and the freedom to accept and help anyone with challenges!

(Go to Opening Flag Ceremony)

Helping Other People

Sam Houston Area Council

After the flags have been posted, but before the pledge, have parents or Den Chief/Den Leader read the following off of cards you have prepared.

Cub #1: Helping other people might be picking up a toy or a bottle that a boy dropped.

Cub #2: Helping other people might be playing with a younger brother or sister while mom is busy.

Cub #3: Helping other people might be telling a friend he did a great job when he did his best.

Cub #4: Helping other people might be shoveling a walk of someone not able.

Cub #5: Helping other people may be simple everyday things, even a smile, or difficult things like fighting for our country.

Cub #6: The people throughout history that have kept our country free helped other people, you and me. As we pledge our allegiance to the flag, let us be glad that others have helped other people. *Cub Scout leads the pledge.*

AUDIENCE PARTICIPATIONS & STORIES

Traditionally, Audience Participation means giving speaking parts to the members of the audience, based on a keyword they’ll hear in the story. Separating the audience can be done in a number of ways, like by seating section, age, den, etc. You instruct them that when their word is heard, they shout out their part, which may be a phrase or sound effect. The keywords in the story are in all CAPITAL LETTERS.

A Kind, Compassionate Hero

Utah National Parks

Parts:

ERIC	I’m a Cub Scout!
CHICK	Peep, peep
MICHAEL	Thanks, friend.

ERIC is a real hero. One day, he and **MICHAEL** were goofing off down by a pond that was in a remote area by where they lived. No one else was around.

MICHAEL was wading along the shore when he suddenly disappeared under the water. **MICHAEL** came to the surface sputtering and splashing wildly. **ERIC** did not know how to swim that well, but he seized a long branch and pushed it into

the water toward **MICHAEL**. It didn't quite reach, so he waded in cautiously and pushed it further. Finally **MICHAEL** could get hold of it and was pulled to shore safely.

MICHAEL and his father were so grateful, they tried to give **ERIC** some money, but he wouldn't take it. He said he was a Cub Scout and wanted to help others.

ERIC is a hero in other ways, too. One rainy, cold day he was on his way to school. In the weeds he spotted a **CHICK**. It was cold and glassy eyed. He picked it up and cuddled it in his warm hands. He thought he would take it to school and show it to everyone, but instead he looked under a bush and saw a mother hen on a nest. He set the **CHICK** down close to her and it burrowed under her wing. She clucked at **ERIC** and pecked his hand. He knew the **CHICK** would be safe.

In **ERIC'S** school class there was a bully named Johnny. He especially loved to pick on Robert. Robert was timid and quiet and was never chosen to play games. One day **ERIC** got to choose the teams at recess. He chose Robert first. All the guys looked surprised, and Johnny jeered. That afternoon, when they were walking home from school, Johnny grabbed Robert and forced him to the ground. **ERIC** pulled Johnny off and stood between them until Robert could get up. Johnny threatened to hit them, but with two boys to fight, it wasn't so easy. Finally, Johnny left and the two boys walked home together.

ERIC always helps fold up the chairs and pick things up at the end of Den and Pack meetings.

All of us can be **KIND HEROES**. We may not save a life, but we can show compassion and be helpful to others.

Sowing Seeds of Scouting with a Computer Pal
Utah National Parks

Parts:

JEFF	Whew, it's hot!
MOUSE	Squeak, Squeak
ALBERT	Brrrrrrrr, it's cold!
NOME, ALASKA	Watch out for the moose!
E-MAIL	Zoom, Bing!
ORLANDO, FLORIDA	Mickey Mouse
SENT or SEND	Click, Swish!
KEYBOARD	Typity, typity
CUB SCOUTS or SCOUTING	Do Your Best!

ALBERT had just attended "School Night for **SCOUTING**" in his hometown of **NOME, ALASKA**. He sent an **E-MAIL** to his computer pal **JEFF**, in **ORLANDO, FLORIDA** to tell him that he had just joined **CUB SCOUTS**. He knew that **JEFF** had been in **SCOUTING** for a while and wanted to find out what it was all about.

ALBERT sat down at the **KEYBOARD** and reached for his **MOUSE**. He typed in the message, hit **SEND**, and eagerly awaited **JEFF'S** reply.

JEFF received **ALBERT'S E-MAIL** while doing homework at the **KEYBOARD**. He was really excited to get **ALBERT'S**

news. **JEFF** immediately **SENT** an **E-MAIL** back to **ALBERT** telling him all the fun **SCOUTING** stuff they do in **ORLANDO**. He talked about such things as the Pinewood Derby, Day Camp, the Blue & Gold Banquet, the Raingutter Regatta, plus all of the great hikes, field trips and more! When **JEFF** finished listing all the things they do in **CUB SCOUTS**, he hit the **SEND** key on his **KEYBOARD**. After **ALBERT** finished reading **JEFF'S** answers, he decided he had made a smart decision by joining **CUB SCOUTS**.

After **ALBERT** had received his Bobcat badge, he **SENT JEFF** an **E-MAIL** to tell him the good news.

After each Pack Meeting, **JEFF** from **ORLANDO** and **ALBERT** from **NOME** would **SEND** each other an **E-MAIL** telling what they had done. They both agreed **SCOUTING** is a lot of fun. They also became life-long buddies and pen pals!



Helping Others
Capital Area Council

Divide audience up into six parts.

Assign each part an action to do and say when their key word is read. Practice as you assign parts.

- Lights:** "Blink, blink, blink"
- Cub Scout:** "Do Your Best"
- Helping Other People:** "Warm Fuzzy"
- Pack:** Yell the Pack Number
- Old Lady:** "No, I Don't Want To Go"
- Tree:** "Ahhhhhhhhh"

Once upon a time, in a **CUB SCOUT PACK** a **CUB SCOUT** was learning about **HELPING OTHER PEOPLE**. The **CUB SCOUT** helped an **OLD LADY** across the street. But the **OLD LADY** did not want the **CUB SCOUT** to help her. The **OLD LADY** did not care that the **CUB SCOUT** had been learning about **HELPING OTHER PEOPLE** or that the **CUB SCOUT** and his **PACK** had set out to do good deeds. The **OLD LADY** just wanted to get a **TREE**. But the **CUB SCOUT** and his **PACK** were learning about **HELPING OTHER PEOPLE** and really wanted to **HELP OTHER PEOPLE** and so the **CUB SCOUT** helped the **OLD LADY** across the street. The **OLD LADY** thought what kind of a **PACK** is this?

The **OLD LADY** just wanted her **TREE** and pretty **LIGHTS**. The **CUB SCOUT** said, "Nice **OLD LADY**, my **CUB SCOUT PACK** and I are learning about **HELPING OTHER PEOPLE**. I'll help you get your **TREE** and put your pretty **LIGHTS** on, if you will just let me learn about **HELPING OTHER PEOPLE** by getting you across this busy street." The **OLD LADY** sighed and smiled and said "Thank you."

The King's Highway
Grand Teton Council

Once a king had a great highway built for the members of his kingdom. After it was completed, but before it was opened to the public, the king decided to have a contest. He invited as many as desired to participate. Their challenge was to see who could travel the highway best. On the day of the contest the people came. Some of them had fine clothing, fine hairdos, or great food. Some young men came in their track clothes and ran along the highway. People traveled the highway all day, but each one, when he arrived at the end, complained to the king that there was a large pile of rocks and debris left on the road at one spot, and this got in their way and hindered their travel.

At the end of the day, a lone traveler crossed the finish line and wearily walked over to the king. He was tired and dirty, but he addressed the king with great respect and handed him a bag of gold. He explained, "I stopped along the way to clear away a pile of rocks and debris that was blocking the road. This bag of gold was under it all, and I want you to return it to its rightful owner."

The king replied, "You are the rightful owner."

The traveler replied, "Oh no, this is not mine. I've never known such money."

"Oh yes," said the king. "You've earned this gold, for you won my contest. He who travels the road best is he who makes the road smoother for those who will follow."

LEADER RECOGNITION

Fun Ways to Say Thank You
Using Seeds, Foods from Seeds, and such
Pamela, North Florida Council

Apple (real or plastic):

- ☞ You're the apple of our eye and such a polished leader!
- ☞ For someone with great appeal.

Berry:

- ☞ Berry good job

Can of nuts:

- ☞ We're nuts about you"

Gardening glove (optional - fill glove with cotton and glue it to a piece of wood)

- ☞ We know our boys are in good hands. Thanks!
- ☞ Thanks for lending a helping hand!"

Packet of seeds:

For someone who helped with recruiting members.

- ☞ Thank you for helping the pack grow.

Pear:

- ☞ For a great pair
(best husband and wife team).

Plastic egg:

- ☞ Good egg for helping the pack.

Spices:

- ☞ You really add spice to our program.

Thyme:

- ☞ Thank you for all your time.

Thyme (in a packet labeled "Spare Thyme"):

- ☞ "Thank you for giving up all your spare time."

ADVANCEMENT CEREMONIES

Compassion Ceremonies

Award Presentation Idea:

Can the Awards!

Pamela, North Florida Council

Use one of those new safety can openers that removes the whole lid. Prepare in advance by saving cans for each boy and washing out. If you save the original label on the can the boys will be even more surprised when the first can is opened. Fill a can with awards for each boy. Replace or reglue lid. Let each boy open their award can.

Compassion Through the Ages Advancement

Alice, Golden Empire Council

Before the Ceremony, each award is covered by a quote about Compassion. When the boy is called up, he reads the quote before receiving his award. See Quotes under Thoughtful Items near the front.

Cubmaster: There's a lot to think about if you want to practice being compassionate toward other people. Tonight, each boy is going to read a quote that will give us all some help in being more compassionate.

Call up boys and parents as usual, and ask each boy to read his quote before he is given the parent pin to put on his parent or guardian.

Be sure to lead a cheer for each Scout or group.

When all awards have been given....

Cubmaster: As you can see, Compassion can be shown in many ways – thank you Cub Scouts, for sharing some wise ideas about Compassion. And thank you for working hard to earn those awards!

Lead one final cheer for all!!!!!!

Planting Seeds of Kindness Ceremonies

Cub Scouting's Seeds Advancement

Pamela, North Florida Council

Equipment: Cloth or paper sack labeled "Johnny Cub Scout (Cub's name) Seed" with advancement awards inside and an apple.

Cubmaster:

Cub Scouts, I have here in my hand an apple. This and many more apples came from a tree that grew from a tiny seed.

A long time ago, right after the American Revolution, there was a man named John Chapman. We know him better as Johnny Appleseed. Johnny Appleseed wandered through Ohio and Indiana for 40 years planting apple orchards. For generations afterward those trees helped feed the people.

The badges we're awarding tonight are like those seeds. They are symbols of growth for our Cub Scouts, who are themselves growing straight and tall like Johnny Appleseed's trees. And like those trees, our Cub Scouts will help other people."

(Take badges from sack and give them to parents to pin on sons' shirts.)

Harvesting A Bobcat Ceremony*Pamela, North Florida Council***Props:**

- ✂ Draw and cut out different vegetables, one for each Bobcat candidate.
- ✂ Attach rank awards to each vegetable and write the candidate's name.
- ✂ Attach these paper vegetables to a poster board with rolled tape on backside.
- ✂ Prop the poster board up (for example, on an easel).
- ✂ Have an empty basket.
- ✂ Cubmaster (CM) and Assistant CM (CA) in farmer's clothes.

CM: Well, it is harvest time again. There has been a lot of hard work going on, and now there is something to show for it.

CA: What do you mean?

CM: I mean that after all the hard work these Scouts have done, it is time for them to reap their rewards. Will the following boys please step forward and harvest your Bobcat rank awards?

(Tell the candidates to pull their rank off the board, one boy at a time, and place the vegetable in the basket.)

CM: Will you boys please repeat with me the Cub Scout Promise? (They do so)

CA: Let's have a cheer to congratulate to our newest Bobcats. *(I like the Blast Off Cheer as they are just getting started CD)*

More Advancement Ideas*Pamela, North Florida Council*

- ✂ Attach awards to real vegetables.
- ✂ Attach awards to apples and hang apples from a tree. The tree can be home-made (branches and paper leaves) or drawn on paper (and attach apples with tape).
- ✂ Place awards in sealable plastic bags. Glue green chenille stems on the outside of the bag. ***(This bag is to represent a fruit or vegetable - this is NOT an endorsement of zip loc awards)***
- ✂ Bury the bag in peat moss, which is in a planting tub or flat. Shape chenille stems to look like plants on the ground. Mention something like "you put in a lot of time and hard work for this harvest" and let the boy pull out the award. Cover the floor around the planting tub!

Advancement Ceremony Ideas*1998 Simon Kenton Council*

- ★ Give each boy an apple with his award and tell them that Johnny Appleseed would be as proud of them as his parents and everyone in the pack are.
- ★ To give recognition to leaders and parents, who have done something for the pack, give them a package of seeds (preferable apple) and tell them you appreciate the seeds they are planting for the future.
- ★ Another recognition for adults, who have helped during the month, is to give them a package of lifesavers and tell them they are just like Molly Brown, unsinkable in helping our pack.

- ★ Use a fake tree or small live one in a pot, put the boys awards in plastic apples and attach to the tree. The boys can "pick the apple" and get their awards.

Planting Seeds of Kindness*Pamela, North Florida Council***Personnel:**

Cubmaster dressed in jeans and plaid shirt

Equipment:

Six large seed envelopes with the words and pictures of beet, carrot, squash corn, turnip, lettuce on them.

Preparation:

Place awards inside each envelope.

Cubmaster introduces each rank award showing the appropriate card and saying the phrase.

- ✓ The pack can't be **beet**. *(Name)* has earned his Bobcat badge!
- ✓ If we **carrot** all, we would give a big hand to *(Name)* for earning his Tiger Cub badge!
- ✓ **Squash** those thoughts. *(Name)* earned his Wolf badge!
- ✓ It may sound **corn-y**, but *(Name)* earned his Bear badge!
- ✓ Don't **turnip** your nose. *(Name)* has earned his Webelos badge!
- ✓ **Lettuce** congratulate *(Name)* for earning the Arrow of Light Award! ***(Be sure to add in a special Arrow of light ceremony following this brief introduction)***

Then proceed with normal presentation –

- ✓ Call up boys and parents
- ✓ Present award to parent to present to son
- ✓ Say something more defining about the award or ask boys their favorite achievement
- ✓ Lead cheer
- ✓ Move clothespin (or other device) higher on Pack Rank Totem pole

Seeds of Kindness Advancement Ceremony Ideas*Grand Teton Council*

- 1) Attach awards to "seeds of kindness" packets. Talk about kindness, and how the seeds we plan grow great dividends in the future.
- 2) Have a "plant" (dead tree branch, twig, etc) to which you have attached "leaves" made of paper or fun foam, etc. On the leaves are written the good deeds the Cub Scouts have done this month. Attached to some of them are the awards the boys are receiving. Be sure to talk about the awards.
- 3) Make a "garden" with a miniature picket fence (glued to Styrofoam so it will stand up), with "grass" or "soil" (crumpled paper, straw if you would like, something to simulate soil). In the soil, place the awards, attached to "vegetables." You can make your own, or you can use real ones (clean ones, of course). Have small hoes, shovels, or other gardening implements for children available. Let boys "dig" their awards from the "soil."

CUB SCOUTING'S SEEDS

San Gabriel Valley, Long Beach & Verdugo Hills Councils

Equipment: Cloth or paper sack labeled: —Johnny Cub Scout Seeds. Have the advancement awards inside and an apple.

Cubmaster: Cub Scouts, I have here in my hand an apple. This and many more apples came from a tree that grew from a tiny seed.

A long time ago, right after the American Revolution, there was a man named John Chapman. We know him better as Johnny Appleseed. Johnny Appleseed wandered through Ohio and Indiana for 40 years planting apple orchards. For generations afterward those trees helped feed the people.

The badges we're awarding tonight are like those seeds. They are symbols of growth for our Cub Scouts, who are themselves growing straight and tall like Johnny Appleseed's trees. And like those trees, our Cub Scouts will help other people. (Take badges from sack and give them to parents to put on son's shirts.

GROWING TREE ADVANCEMENT

San Gabriel Valley, Long Beach & Verdugo Hills Councils

Personnel: Cubmaster (CM) and Assistant CM (CA)

Props: Draw on a poster board plants at different stages:

- ★ A seed labeled — Bobcat,
- ★ A small sprout labeled — Tiger;
- ★ A small shoot labeled — Wolf;
- ★ A larger plant labeled — Bear;
- ★ A plant in full bloom labeled — Webelos.

Cover each drawing with a strip of paper loosely attached so that each strip can be easily removed at the appropriate time.

CM A young boy growing in our program starts out like a small seed. Parents are just like farmers, trying to help that seed grow to reach its full potential. It takes many resources and lots of time. Every boy starts as a Bobcat, small seeds all set to sprout. (Pull off paper covering Bobcat seeds). They quickly grow when conditions are favorable. (Call out names of Bobcats. Present awards to parents and congratulate each boy) Lead Cheer.

CA Some boys start Scouting as Tiger Cubs, this is the first growth area in Cub Scouting, earning their Tiger rank. (Pull off strip covering Tiger sprout) Will the following boys and parents please step forward? (Call out names of Tigers. Present awards to parents and congratulate each boy). Lead Cheer

CM The next stage of development comes at Wolf, when the Cub Scout is really starting to grow and take shape in Scouting. (Pull off strip covering Wolf) Will the following Cub Scout and parents please step forward and be recognized for reaching the next level? Present awards to parents and congratulate each boy. Lead Cheer.

CA Repeat process for Bears. Lead Cheer

CM Close with comments about Webelos having reached full bloom in Cub Scouting. Their next task will be to

start in Boy Scouting and grow to a who new level.
Lead Cheer

Mighty Oaks From Little Acorns

Baltimore Area Council

Materials needed: Paper cup filled with soil, quick sprouting seeds such as alfalfa, water

Set Up: When a boy is ready to advance from one rank to another, the Cubmaster calls him to the front of the Pack Meeting with his parents and says the following:

Cub Scout _____, you have within you the seed of a man. Through Scouting, that seed may grow. Your advancement tonight from _____ to _____ is part of that growth.

To help you better understand the growth you have to make, we give you this cup of soil (hand cup to Cub), which represents the fertile ground of Scouting with the opportunities and direction it affords you for growth.

When you became a Cub Scout, you planted your seeds in this soil. (Hand Cub seeds to plant in soil.)

For a seed to grow, it must have nourishment. Your Den Leaders nourish your seeds through the activities and projects you work on at den meetings each week. (Have Den Leaders water the soil.)

No seed can grow without the warmth of the sun. By their encouragement and support in Scouting, your parents provide the warmth needed for your own seed to grow. (Ask the parents to help their son place his cup in a sunny spot at home.)

Now, Cub Scout _____, as you receive your advancement, we instruct you to take these seeds home and care for them so they will grow into healthy strong plants. And we promise you that as your seeds grow through the care you give them you too will grow through the care your Cub and Scout leaders give you as you go through the Scouting program.

With a little work this could be adapted for a great Cubmaster's minute. CD

SONGS

Compassion Songs

If You Want to Help Someone

Baltimore Area Council

Tune: If You're Happy and You Know It

If you want to help someone, Wash their car.
If you want to do some service, Don't look far.
You can help your family,
With your neighbor, or a friend.
You don't have to do a lot to help out.

Just like the big oak tree we start to grow
From small seeds on the ground,
Don't you know?
And so it is with service
And helping others kindly
You can make a big difference starting small.

I'd Like to Teach the World To Sing*Baltimore Area Council*

To hear the music, go to -

http://www.brownielocks.com/midi_files/coke.way

For the original commercial -

<http://www.coca-colacompany.com/videos/id-like-to-buy-the-world-a-coke-commercial-1971>

And for the story -

<http://www.coca-colacompany.com/stories/coke-lore-hilltop-story>

I'd like to build the world a home

And furnish it with love

Grow apple trees and honey bees

And snow white turtle doves

I'd like to teach the world to sing

In perfect harmony

I'd like to hold it in my arms

And keep it company

I'd like to see the world for once

All standing hand in hand

And hear them echo through the hills

For peace throughout the land

That's the song I hear

Let the world sing today

A song of peace

That echoes on

And never goes away

I'd like to teach the world to sing

In perfect harmony

I'd like to teach the world to sing

In perfect harmony

I'd like to build the world a home

And furnish it with love

Grow apple trees and honey bees

And snow white turtle doves

I'd like to teach the world to sing

In perfect harmony

I'd like to hold it in my arms

And keep it company

*More lyrics: http://www.lyricsmode.com/lyrics/n/new_seekers/***Be Kind To Your Cub Scouting Friends***Alice, Golden Empire Council*

Tune: Stars and Stripes Forever

Be kind to your Cub Scouting friends,

That's a pledge from one Scout to another.

Be kind to your leaders today,

'Cause for helping they don't deserve trouble,

Be kind to your neighbors and friends,

'Cause by caring you follow Scouting's letter.

Scouting and friendship are grand,

And as we grow, the world will know,

We've made things better.

Garden Song*Baltimore Area Council***To hear the song -**<http://www.gardenofsong.com/midi/gardensong5.mid>**On You Tube -**

Arlo Guthrie -

<https://www.youtube.com/watch?v=9QTj45cTB4U>

Peter, Paul & Mary

<https://www.youtube.com/watch?v=q4potvqf-v8>**Chorus:**

Inch by inch, row by row

Gonna make this garden grow

Gonna mulch it deep and low

Gonna make it fertile ground

Inch by inch, row by row

Please bless these seeds I sow

Please keep them safe below

'Till the rain comes tumbling down

Pullin' weeds and pickin' stones

We are made of dreams and bones

Need a place to call my own

'Cause the time is close at hand

Grain for grain, sun and rain

Find my way in nature's chain

Till my body and my brain

Tell the music of the land

Chorus

Plant your rows straight and long

Season with a prayer and song

Mother Earth will make you strong

If you give her loving care

An old crow watchin' hungrily

From his perch in yonder tree

In my garden I'm as free

As that feathered thief up there

Chorus**It Isn't Any Trouble***Alice, Golden Empire Council*

Tune: Battle Hymn of the Republic

It isn't any trouble just to S-M-I-L-E

It isn't any trouble just to S-M-I-L-E

There isn't any trouble

They would vanish like a bubble,

If you only take the trouble

Just to S-M-I-L-E

Chorus -

Glory! Glory! Hallelujah!

Glory! Glory! Hallelujah!

Glory! Glory! Hallelujah!

Just to S-M-I-L-E

(Substitute word from verse each time)

Additional Verses:

L-A-U-G-H

G-R-I-N grin

Ha-Ha-Ha-Ha-Ha

Passion for Compassion

Alice, Golden Empire Council

Tune - If You're Happy & You Know It

Slow down the music on this one – there are lots of big words to fit in – but the thoughts are important to hear – Alice

If you're happy and you know it, You must see –
 That you have to think of you but also ME,
 With a passion for Compassion,
 You will always do what Right
 When you always think of You but Also ME!
 When you try to walk in someone else's shoes
 It will help you know the action you should choose –
 You will seek to be more kindly,
 You will make a judgment blindly,
 When you try to walk in someone else's shoes.
 When you alter your perspective you will change,
 And your feelings will expand to help arrange –
 How you act and what you're saying
 Will be kinder, and "fair-playing"
 When you alter your perspective you will change!
 Have a passion for Compassion, do what's right,
 And your happiness will grow quite out of sight,
 You'll bring happiness to others –
 And you'll treat all men like brothers,
 Have a passion for Compassion, Do what's Right!

If I Had A Hammer

Heart of America Council

On You Tube -

Arlo Guthrie & Pete Seeger -

http://www.youtube.com/watch?v=ujzKk_4WBsE

Peter, Paul & Mary

<http://www.youtube.com/watch?v=IUKB3PxG-0E>

If I had a hammer,
 I'd hammer in the morning
 I'd hammer in the evening,
 All over this land
 I'd hammer out danger,
 I'd hammer out a warning,
 I'd hammer out love between my brothers and my sisters,
 All over this land.
 If I had a bell,
 I'd ring it in the morning,
 I'd ring it in the evening,
 All over this land
 I'd ring out danger,
 I'd ring out a warning
 I'd ring out love between my brothers and my sisters,
 All over this land.
 If I had a song,
 I'd sing it in the morning,
 I'd sing it in the evening,
 All over this land
 I'd sing out danger,
 I'd sing out a warning

I'd sing out love between my brothers and my sisters,
 All over this land.
 Well I got a hammer,
 And I got a bell,
 And I got a song to sing,
 all over this land.
 It's the hammer of Justice,
 It's the bell of Freedom,
 It's the song about Love between my brothers and my sisters,
 All over this land.
 It's the hammer of Justice,
 It's the bell of Freedom,
 It's the song about Love between my brothers and my sisters,
 All over this land.

Friends

Alice, Golden Empire Council

This is also a favorite of Girl Scouts~ learn about the connection between the original founder of Girl Guides and our founder, Robert Baden-Powell

1	Make new friends, but keep the old. One is silver, the other is gold.	5	Silver is precious, Gold is too. I am precious, and so are you.
2	A circle is round, it has no end. That's how long, I will be your friend.	6	You help me, and I'll help you and together we will see it through.
3	A fire burns bright, it warms the heart. We've been friends, from the very start.	7	The sky is blue The Earth is green We can help to keep it clean
4	You have one hand, I have the other. Put them together, We have each other.	8	Across the land Across the sea Friends forever We will always be

To hear the tune for "Friends", go here - <http://kids.niehs.nih.gov/lyrics/makenew.htm>

Walk in My Shoes

Cascade Pacific Council

Tune: Frere Jacques

Walk in my shoes, walk in my shoes,
 How's it feel? How's it feel?
 We're alike, but different,
 We're alike, but different,
 Let's be friends, let's be friends.



Fun Songs

CARING

Heart of America Council

Tune: Dashing Through the Snow

Show caring to your neighbors.
Give friends a helping hand.
Always think kind thoughts.
Let your words be kind,
Caring for folks you know
Is the best way to show
That you love God and all of mankind.

When We're Helping We're Happy

Grand Teton Council

When we're helping, we're happy,
and we sing as we go.
For we like to help (name)
for we all love him(her) so.

Do Your Best

Piedmont Area Council

Tune: Are You Sleeping

When you do your best, When you do your best
You'll feel great, You'll feel great
Make and do for others, too, Make and do for others, too
Spread good cheer, Spread good cheer

Tommy the Cub Scout

Heart of America Council

Tune: Frosty the Snowman

Tommy, the Cub Scout
Was a very happy boy.
With a uniform of blue and gold
And a Den that gave him joy.
Tommy, the Cub Scout
Earned his badges one by one.
He did his best and met the test.
A good citizen he's become.
He helps out other people when
He sees they need a lot.
He does his chores around the house
And feeds his dog (named Spot).
Tommy, the Cub Scout
Does his duty willingly.
Someday he'll join a Boy Scout Troop
And a fine man he will be.

Do A Good Turn

Sam Houston Area Council

Tune: Are You Sleeping

Do a good turn,
Do a good turn,
Do your best,
Do your best,
Do a kindly favor,
Be friendly to your neighbors,
Cheerful Cubs,
Cheerful Cubs.

Song of My Shoes

Cascade Pacific Council

Tune: Battle Hymn of the Republic

My shoes have seen the glory of the growing of a Scout.
My shoes have been in water steppin' in and steppin' out.
My shoes have hiked through forest to the top of the mount;
My shoes are wearing out!

Chorus:

Groovy, Radical, and Awesome (repeat 3x)
My shoes are wearing out!

My shoes have seen the bottom of the dirty fishy creek,
My shoes have been all covered with the gooey, muddy cake,
My shoes have seen the same old socks for seven days this week,
My shoes do really stink!

Chorus:

Groovy, Radical, and Awesome (repeat 3x)
My shoes do really stink!

My shoes are torn and tattered climbing fences packed in rust,
My shoes are stained and spattered with some yucky insect guts,
My shoes are oozing slime and fill my Mom with disgust,
My shoes have bit the dust!

Chorus:

Groovy, Radical, and Awesome (repeat 3x)
My shoes have bit the dust!

That's Why We Are In Cub Scouts

Cascade Pacific Council

Tune: Deep In The Heart Of Texas

The fun things in life,
Our family's delight!
(*clap hands four times*)
That's why we're in Cub Scouting.
We do our best,
To pass each test
(*clap hands four times*)
That's why we're in Cub Scouting.
Just me and my son,
Work, play and have fun,
(*clap hands four times*)
That's why we're in Cub Scouting.
We think our pack's great,
We keep it first-rate;
(*clap hands four times*)
That's why we're in Cub Scouting!

Catch the Scouting Spirit

Cascade Pacific Council
(Tune: Catch a Falling Star)

Catch the Scouting spirit
Put it in your heart
Never let it fade away.
Catch the Scouting spirit
Put it in your heart
Never let it fade away.
For someday soon you'll see
What's been accomplished
It will make you proud
And don't forget the fun
And fellowship there you'll
Get rewards beyond compare.
Catch the Scouting spirit
Put in it your heart
Never let it fade away.

Glad I am a Member of the Cub Scouts

Cascade Pacific Council
(Tune: Oscar Meyer Weiner Song)

Oh, I'm glad I am a member of the Cub Scouts.
That is something that I'm proud to be.
And, since I am a member of the Cub Scouts,
Something great will surely come to me.
Oh, I learn about the planet that I live on
And how I can help care for it each day.
The community around me I'm exploring.
And I find out how to live the Scouting way.
I try to serve my God and serve my country,
And help out other people every day.
I'll follow my Akela on my journeys.
And always give Goodwill along the way.

(Repeat first verse)

Cub Scout Friends

Cascade Pacific Council
Tune: "It's a Small World"

We all come in different shapes and size,
We all come with different hair and eyes.
Some are tall, some are short,
But we're proud to report,
That we all are Cub Scout friends.

Chorus:

We're alike but different,
All of us have different strengths.
No matter what, we do our best,
We all are Cub Scout friends.

I Am Special

Cascade Pacific Council
Tune: Frere Jacques

I am special, I am special
Yes I am! Yes I Am!
I am very special
No one else is like me.
I am me! I am me!

A Smile is Quite a Funny Thing

Cascade Pacific Council
(Tune: Auld Lang Syne)

A smile is quite a funny thing.
It wrinkles up your face,
And when it's gone you never find
It's secret hiding place.
But far more wonderful it is
To see what smiles can do,
You smile at one, he smiles at you
And soon one smile makes two.
He smiles at someone, since you smile,
And then that one smiles back,
And that one smiles until, in truth,
You fail in keeping track.
And since a smile can do great good
By cheering hearts of care,
Let's smile and not forget the fact
Those smiles go everywhere.

STUNTS AND APPLAUSES**APPLAUSES & CHEERS**

Baltimore Area Council

LET IT GROW - Dig, dig, plant, plant, sprinkle, sprinkle, sprinkle. *(Could be done together or by splitting audience into three groups)*

PLANTING TREES - Pretend to dig hole, place tree in hole, shovel in dirt, and stomp feet to pack dirt around the tree.

PERSONAL CHEER - Stamp feet three times, then shout the individual's name.

GOOD TURN CHEER: Everyone stand up, turn around, and sit back down.

Compassion Cheers

Alice, Golden Empire Council

Show You Care Applause: Demonstrate, then have audience do it three times - Say "Show You Care" as you put one hand over heart, second hand over first hand and bouncing up and down (like a heart beating). Repeat three times.

Let's Walk Together Applause: Audience teams up in twos, with arms linked and walk around in a circle, in place, while saying "Let's Walk Together!"

Johnny Appleseed Applause: Make a motion of taking a big bite out of an apple. Then make a motion of picking out a seed, making a hole with a stick, dropping the seed and "covering" the seed with dirt with your foot. Now say, "There's another Apple Tree!"

Horton Hears a Who Applause:

- ♣ Divide audience into two groups. One group is the “Who” and on signal they say very quietly, “The Who!” as they put their hands on either side of their mouths.
- ♣ The second group says loudly “Who’s There?” on signal as they cup a hand to their ear.
- ♣ Point to each group several times in random order, but on the last turn, “The Who” shouts as loud as they can.

Seeds Cheer.

- Become a tiny seed in the ground by crouching down and folding your arms over your bent knees.
- Say, “I think I felt a raindrop!”
- “There’s another raindrop!”
- Jump up and say, “Thank goodness for the rain. I thought I would never grow up!”

Pamela, North Florida Council

- ♣ **Baden-Powell Applause:** Stand very erectly with your hands clasped behind your back in parade rest position. Look left to right, then right to left, smile slightly, and then nod head as if saying yes.
- ♣ **Applause & Cheer:** When you raise your right hand, everyone applauds. When you raise your left hand, everyone cheers. When you raise both hands, they applaud and cheer.
- ♣ **Canned Laughter** Laugh when lid is removed from a can, and stop when lid is closed.

RUN-ONS

Pamela, North Florida Council

Radio Announcer: We interrupt this program for a spot announcement.”

Dog (offstage) Arf, Arf, Arf, Arf
Announcer: Thank you Spot.

Cub #1: Did you hear how my mother strained herself?
Cub #2: No, how did she do it?
Cub #1: She ran through a screen door.

Baltimore Area Council

Cub # 1: Why should watermelon be a good name for a newspaper?
Cub # 2: Because we’re sure it is red on the inside.
Cub # 1: What did the gardener say to the garden?
Cub # 2: I’ll “see-d” you later.
Cub # 1 May I have 25 cents worth of bird seed?
Cub # 2: How many birds do you have?
Cub # 1: None yet, but I’m gonna grow some!
Cub #1: If a farmer raises corn in dry weather, what does he raise in wet weather?
Cub #2: An umbrella.
Cub # 1: What are the holes in the trees?
Cub # 2: They are knotholes.
Cub # 1: Well, if they are not holes, what are they?

Cub Scout News Run-ons

Utah National Parks

- ☺ A truckload of artificial hair has just overturned on the interstate. The police are combing the area for the truck driver.
- ☺ A hundred dollar bill has just been found at Camp Roosevelt. Will the owner please form an orderly line outside the dining hall to claim it?
- ☺ Doctors have just discovered that people with hairs starting to grow on the palms of their hands are going mad. [Pause] They also tell us that people looking for hairs on the palms of their hands are already mad.
- ☺ Today thieves broke into the local police station and stole fifty pairs of trousers. The police are looking pretty silly.
- ☺ Yesterday a chicken swallowed a Yo-Yo. It laid the same egg seventy-five times.
- ☺ There was a power outage at a department store yesterday. Twenty people were trapped on the escalators for 3 hours.
- ☺ Today a Scout slipped on the ice and hurt his ankle. A little old lady had to help him across the street.
- ☺ [Cubmaster’s name] announced his new invention today. It’s a solar-powered flashlight.
- ☺ The crew of the next space shuttle will be monitoring about 25 milk cows up in space to see how they react to no gravity. It will be “The herd shot round the world.”

JOKES & RIDDLES

Pamela, North Florida Council

Cub #1: What happens when all the ducks in the world begin jumping up and down?
Cub #2: Beats me.
Cub #1: Earth-quack!

Knock, knock
 Who’s there?
 Cows go.
 Cows go who?
 No silly, cows go moo.

That last joke was so corny you could feed 200 chickens for five years!
 (or for 5 ears... get it.. ears? Corn? ☺)

The Infamous Interrupting Cow Knock Knock

Knock, Knock.
 Who's there?
 Interrupting cow.
 Interrupting cow wh--MOOOOOOOOOO!!!!!!!
(The Person who starts the joke (says Knock Knock) must jump in with the MOOOOOO before the other person finishes the question)

Cub #1: What do you do with a green monster?
Cub #2: I don’t know.
Cub #1: Wait until he ripens.

Alice, Golden Empire Council

Elephant Jokes in Honor of Dr Seuss and Horton

- Q: What cheers you up when you are sick?
 A: A Get Wellephant card!
 Q: What should you do to a blue elephant?
 A: Cheer it up!
 Q: How can you tell when an elephant has been in your refrigerator?
 A: Look for elephant tracks in the butter.
 Q: What has 6 legs, 3 ears, 4 tusks, and 2 trunks?
 A: An elephant with spare parts.
 Q: What is large and gray and goes around and around in circles?
 A: An elephant stuck in a revolving door!
 Q: How can you tell when an elephant is under your bed?
 A: Your nose is squashed against the ceiling.

And my personal favorite Elephant joke. I won a Silver Dollar on this from the Editor of the Westwood (NJ) Local (An old time weekly shopper that carried all the Scouting news, Little league and other news. Thank you Mr. Barblinado) when Elephant Jokes first came out. The joke is probably not completely politically correct any more. CD

- Q: Why do ducks have web feet?
 A: To stamp out forest fires.
 Q: Why do elephants have flat feet?
 A: To stomp out burning ducks!!

Alice, Golden Empire Council

Who's there?
 Cash
 Cash who?
 No, thanks. I prefer peanuts.

Knock, knock.
 Who's there?
 Pecan.
 Pecan who?
 Pecan someone your own size!

- Q: What seven letters did Old Mother Hubbard say when she opened her cupboard?
 A: O I C U R M T
Note: You could use that last joke to introduce the idea that many people DO have empty cupboards today – especially if you are going to team with Senior Gleaners or the local Food Bank on a project!

- Q: What do you call an oyster that won't share?
 A: A Selfish Shellfish! (Try saying it fast three times!)

SKITS

Baden-Powell & Good Deeds

Alice, Golden Empire Council

Setting:

- An adult dressed as Baden Powell, and standing off to the side of the stage (or a large picture of him, with the sound of his voice coming from off-stage.)
- A group of Cub Scouts are sitting in the middle, looking like they are talking. (moving their mouths and hands, but not saying anything) If possible, it would be great to have stars on the wall behind the boys, with small white Christmas lights, not turned on, but able to be turned on at the end.

Baden-Powell: When I founded scouting, I wanted boys to learn how to take care of themselves. But I also taught them to be kind to others – to do a good deed every day. I often think (that) when the sun goes down, the world is hidden by a big blanket from the light of heaven – but the stars are little holes pierced in that blanket by those who have done good deeds in this world. The stars are not the same size; some are big, some are little, and some men have done small deeds – but they have made their hole in the blanket by doing good before they went to heaven.

- Cub #1:** (Looking at a second boy) Wow, you're doing great – you almost have the Promise memorized! But remember to put in "...to help other people" – Baden-Powell wanted scouts to always do a good deed each day.
- Cub #2:** What kind of good deed?
- Cub #1:** Well, Saturday my family helped plant trees along the river – it was hard work, but fun, too. And boy, did I get dirty!
- Cub #3:** Today, I helped my den leader clean up after we finished our project – that was a good deed, too.
- Cub #2:** So, I need to do a good deed every day? Sounds kind of hard.
- Cub #4:** Well, sometimes you have to work hard to do a good deed – me and my dad helped my neighbor paint his fence – and that was hard work.
- Cub #5:** But sometimes, a good deed is pretty easy. There's a new boy in my class, and he was kind of lost – so I helped him find the cafeteria and meet some of my friends – I guess that was my good deed for the day.
- Cub #2:** Hey, I helped my Mom bring in all the groceries from the car – was that a good deed.
- Cub #6:** Sure, that was a good deed. Just remember to be kind and helpful, and you won't have any trouble doing a good deed each day...
- (pauses, then looks like he has a great idea) Hey, even helping you learn the Cub Scout promise is a good deed!

Always Do Good Turns
Baltimore Area Council

Akela: (Cub 1's name), please come here.
Akela: Now, (Cub 1's name), you know you should always do Good Turns.
Cub # 1: I tried, honest!
Akela: OK, (Cub 1's name),
Akela: (Cub 2's name), please come here.
Akela: Now, (Cub 2's name), you know you should always do Good Turns.
Cub # 1: I tried, honest!
Akela: OK, (Cub 2's name),

**Keep repeating until there is only one
Cub Scout who has not been called**

Akela: (Cub X's name), please come here.
Cub X: *Carries a small frying pan with a "pancake" in it*
I did a good turn!
He flips pancake over and catches it in pan
Akela: Good job, (Cub X's name)
Cub X: But you should see the mess in the kitchen!

We Are All Alike, We Are Cub Scouts
Cascade Pacific Council

Have the boy's list different ways that they have seen others being treated unfairly because of their physical challenge. Then have them give ways to correct the situation. Take three or four of those ideas and let the boys role play the situation for the entire pack. In this way they have the opportunity to share with the entire pack and help to develop empathy for the challenges experienced by others.

Magic Of A Smile
Sam Houston Area Council

Set Up:

Boy #1 is trying a magic trick.
Boys 3, 4, and 5 are watching him
Boy #2 enters, watches, then asks:
Boy #2: What are you doing?
Boy #1: I'm a magician!
Other: Yeah, he's doing magic tricks.
Boy #2: Oh, really? (Watches, then asks) Why are you doing magic tricks?
Boy #1: I like to do magic tricks because that makes people happy and when people are happy they smile and I like to see people smile.
Boy #2: I can make magic!
Others: Oh, sure! No you can't.
Boy #2: Yes I can, but I need all of you to help with this magic trick. (Leaves)
Boy #1: I didn't know he knew how to do magic tricks.
Boy #3: I'll bet he doesn't know any magic.
Boy #4: He probably won't even come back.
Boy #5: He's just showing off.
Boy #2: (Enters with gardening tools)

Others: Gardening tools?
Boy #5: You call that magic?
Boy #2: No! But with your help and these tools we can make magic.
Others: Oh, sure! Gardening tools aren't magical. How can they make magic?
Boy #2: You said magic makes people happy, didn't you?
Boy #1: Yes, but...
Boy #2: You said you like to make people happy so they will smile, didn't you?
Boy #1: Yes, but...
Boy #2: Well, if we take these tools over to Mrs. Robinson's and clean her front yard, I'll bet she would be happy and she would smile the biggest smile you have ever seen.
Boy #3: Say, I think you have got magic. I'll rake leaves.
Boy #4: I'll go and get a lawn mower. I've always wanted to do magic tricks!
Boy #5: Me too! I'll prune her shrubs. I really like Mrs. Robinson. I'd like to see her smile.
(Boys agree and start to leave)
Boy #1: Hey, what about my magic?
Boy #3: We all want to try (boy's name) magic.
Boy #1: Oh well, I guess I'll go too. Hey, wait for me.

Lost Money

Sam Houston Area Council

Cast: Several Cub Scouts
Setting: Cub Scout #1 is circling around and looking down at the ground.
Cub Scout #2: What are you doing?
Cub Scout #1: I dropped my money and I'm looking for it.
Cub Scout #2: Well, I'll help you look.
Cub Scout #1: That would be great if you could help me!
(Other Cubs come up one at a time and ask him what he is doing. He tells them he lost his money and they agree to help look. Eventually there are several boys circling around looking for the money on the ground.)
Last Cub Scout: What are you doing?
Cub Scout #1: I'm looking for the money I lost.
Last Cub Scout: Where did you lose it?
Cub Scout #1: Down the street by those houses.
Last Cub Scout: Then why are you looking for it here?
Cub Scout #1: Because this is where the street light is.

GAMES

Disability Awareness Games

Alice, Golden Empire Council

To make Cub Scouts aware of the needs of others, here are some special games. These “disability awareness games” are fun in themselves, but they also serve to show able-bodied boys the problems of boys who have physical disabilities – and awareness is the first step in being compassionate!

Without making a big deal of it, you might introduce these games with the thought that disabled boys must deal with the limitations imposed for the games in their everyday lives. The idea is to make scouts aware of the needs of others.

- ☉ **If you smile at me, you know I will understand, because that is something everybody, everywhere, does in the same language.** ☉

Fumble Fingers

- Divide the den into two teams.
- Tell players to untie their shoe laces.
- Then tell them to put one hand behind their back (or tie one hand to belt.)
- On signal, each team tries to tie their shoe laces, with each player only using one hand.
- First team finished wins.

Ships In The Fog

- ★ Divide the den into two teams and line them up relay fashion at one end of the room.
- ★ For each team set up a series of obstacles—a chair, tables, stools, etc.—between them and the other end of the room.
- ★ Blindfold the first player on each team.
- ★ On signal, he starts for the other end of the room, trying to avoid the obstacles.
- ★ His teammates may call out directions (“Go right”, “Turn left”, etc.)
- ★ When he reaches the other end of the room, he takes off the blindfold and runs back to touch the next player, who is already blindfolded.
- ★ Continue until all team members have raced.
- ★ First team finished wins.

Talking Clearly:

- ★ Give each participant a large marshmallow (they do not chew or swallow after putting it into the mouth) and have him or her try to talk clearly.
- ★ Have them say their name or the Cub Scout motto.
- ★ Discuss with the participants their feelings.
- ★ Point out for some people this is how they normally talk.
- ★ How much effort was needed to be clearly understood by each other?
- ★ Did you have to listen more carefully? Was this frustrating either to listen or try to talk?

Muffled Sounds

- ✓ Divide the den into two teams and give each player two cotton balls to stuff in his ears.
- ✓ When all ears are covered, one leader steps outside the room where he or she cannot be seen and produces a series of sounds—tinkling bell, sentence spoken in

normal conversational tones, pan being scraped, barking dog, hammer on a board, etc.

- ✓ When the leader returns, each team huddles and writes a list of the sounds it heard.
- ✓ Winning team is the one with the longest list of correct sounds. You could also pre-record the sounds.

Walk In My Shoes Relay

- ✓ Identify a starting and ending point.
- ✓ Divide into two teams.
- ✓ Have each team, one person at a time, race to the target and back again, till everyone has a chance.
- ✓ Now, “handicap” boys, one team member at a time, in the following ways (But DO NOT tell the boys what the changes represent):
 - Rub Vaseline on a pair of dollar glasses to represent poor vision
 - Give each boy a big box that he must “wear” on one foot to represent difficulty in walking
 - Each boy must wear an oven mitt on one hand and pick up six tissues on the ground to represent having trouble with bending fingers, like a person with arthritis.
 - Hand each boy a paper with a paragraph that has jumbled letters, representing a person with dyslexia or some other learning disability – he must try to read the words before he can head back to the finish. (Don’t insist on being able to make out the meaning – just let each boy try for a minute)
 - Tell each boy he has to listen for instructions from his teammates – (“Hop on one foot, Turn around and walk backwards, etc.”) and if he doesn’t do what they say, he must start over – then have the team open their mouths without saying the instructions – they just move their mouths.
- ✓ Talk about which way was fastest and why? What difficulties did they have on the second race? Who might have the same kind of problem doing the race? How do they think they would feel if they had to do everything with the “handicap?” Talk about how people who have some handicap might feel, and how we should interact with them.

*Be sensitive to any boys with reading difficulties
if you are doing the last idea.
Other ideas are in Ethics in Action - Alice*

Other Games

Good Turn Relay

Baltimore Area Council

Materials needed: two tables, one piece of paper for each team, pencils



Play: Divide boys into two teams. Have the teams line up behind a starting line. Upon a signal, the first person on each team runs to a table and writes down one "good turn" he could do for his den or family. Then he runs back and tags the next boy in line until each person has had a turn. First team finished wins.

Scavenger Hunt

Baltimore Area Council

Materials needed: sturdy sack or container for each group

Play: Gather the boys together with enough volunteer parents to go with each group. Have the boys count off 1, 2, 3; 1, 2, 3 etc. Divide the boys into groups according to their number. Give each parent leader a sturdy sack or container to collect food items in and a list of food items. Set a time limit and an area of your neighborhood for each group. Send the groups out to scavenge for food. After the food is collected, donate the food to the local food bank. They will appreciate your efforts and the boys will feel great by doing something good for others.

Broom Jump Relay

Baltimore Area Council

Materials needed: two brooms



Play: Divide boys into two teams. Teams group into pairs. Each team lines up behind each other, two by two. The first pair of each team is given a broom. Each boy holds onto one end of the broom. On signal, they lower the broomstick close to the floor and run back through their team. The other members of the team jump over the broom as the first pair runs back. When they reach the end of the line, the broom is lifted overhead and passed forward to each pair (holding one end of the broom), hand to hand. The first team to have the original pair back in front again wins the game.

Shoe Grab Relay

Baltimore Area Council



Materials needed: none (except the boys' shoes, of course!)

Play: Everyone takes off their shoes and places them in a pile at the other end of the playing area (leaders mix up the shoes). Divide the group up into teams. On signal, the first person of each team describes his shoes to the next person in line. He runs to the pile to get them. If the wrong shoes are brought back, the player runs back until the correct ones are brought back.

Good Samaritan

Baltimore Area Council

Materials needed: 24 beanbags (sock balls), 4 hoops or boxes

Play: Place one hoop in each corner of the room (approximately 10 feet apart). Put 6 beanbags in each hoop (use more if the group is large). Divide boys into 4 teams. Each team has a hoop. The boys will carry one beanbag at a time to another team's hoop. Continue to take beanbags away until the signal to stop. The team with the fewest beanbags after 5 minutes is the winner.

Seed-Planting Relay

Baltimore Area Council

Each person in turn follows a line drawn on the floor by placing the heel of one foot against the toe of the other. About every 3 feet, he must stop and place a seed in a small-mouthed jar set about 18 inches on either side of the line. When he reaches the end, he runs back and touches the next person who plants his seeds in the same manner. (Try using throw-away soda bottles with peas or dried beans)

Seed Upset

Baltimore Area Council

Give each boy a piece of paper with the name of a seed. The boys form a circle, sitting in chairs, around the boy who is IT. IT stands in the middle with a list of all of the seeds. IT starts to tell a story using the seed names. When a seed name is mentioned, the boy with that seed must stand up and turn around and sit down. When "seed upset" is mentioned, all the boys must exchange chairs. The boy left standing is now IT and must continue the story. (it should not use his seed in the story,)

Shoe Hunt*Pamela, North Florida Council***Equipment:**

Blindfolds or use neckerchiefs.

Directions:

- ✓ Form teams of 5 to 8 participants. Have each team form a circle, sitting on the floor, legs facing toward the center.
- ✓ Each team member removes his right shoe and places it in the center of the circle.
- ✓ Blindfold players, and a den chief or leader mixes up all the shoes.
- ✓ At a predetermined signal, each team member finds his or her own shoe and puts it on.
- ✓ When all team members have their own shoe on, they can remove the blindfolds.

Bell Ringers*Pamela, North Florida Council*


If you hold your Pack meeting in a gym and you think your Scouts can handle it and the room is dark enough have each Scout have a glow stick on their wrist and sit in the middle of the room. Younger Scouts who may be afraid of the dark can sit with their adult parent or guardian. Have leaders facing from the outside of the circle as far against the wall that they can. Distribute bells small or large sleigh like bells and have leaders ring the bell once. Each adult participating will be given a number when handed a bell and sound off when it is their turn. Scouts will then crawl 4 or 5 times towards that sound and stop. Wait 20 seconds or so and then sound the next one. How good are your listening skills? If you color code the light bands you will see which dens get the sound right most often and you can award a snack or bead for the Pack doodle each Scout wears to Pack meetings or Den Doodle for the most correct responses. Have one person on the outside record the most correct responses as well.

With a Little Help from my Friends Relay*Alice, Golden Empire Council*

- ☺ Form teams of 5-6 Cubs and/or family members or sisters and brothers.
- ☺ Each team makes a circle with one player in the middle and the others holding hands around that player.
- ☺ On signal, the team takes off as a group and run to the finish line.
- ☺ Then they start back to the starting line, still holding their places.
- ☺ When the first player crosses the starting line, the team sends another player into the middle and the relay continues till everyone has a chance to be in the middle.
- ☺ Winning team finishes first.

Pay Back Boomerang*Alice, Golden Empire Council*

Since kind deeds come back to us, at least in satisfaction, and boomerangs also return, let the boys make some to play with. To reinforce the "Seeds of Kindness" theme, you might have them write a good deed on each leg of the boomerangs. Real boomerangs are not really a toy, but are used by Australian Aborigines with great skill as hunting weapons. The boomerang is a small flying machine that the player controls by his skill. When thrown correctly, the boomerang will spin through the air in an arc that will return to the thrower. Below are some traditional shapes.

**Materials:**

Thin cardboard, e.g. shoe or cereal box scraps,
Pencil,
Ruler, Scissors

Directions:

- ✓ Enlarge the shapes to be at least 4-6 inches across.
- ✓ Use a pencil to copy the shape onto cardboard, but don't change the shape of the design.
- ✓ Cut out the boomerang with scissors.
- ✓ Let each boy try different shapes, and try different kinds of cardboard to see what works best for each boy.

How to Throw: There are two basic throws. The first one is to hold your hand at eye level and rest the boomerang on the back of your hand with one leg of the boomerang reaching out over your hand. Then use the pointer finger of your other hand to strike the leg of the boomerang sharply.

The second method is a little more difficult, but works best for some people. Hold the middle of the boomerang Very Lightly between your thumb and index finger at eye level, with two of the legs pointing to you. With the pointing finger of the other hand, sharply strike the leg. No matter which method you use, it will take practice to have the skill so that all your boomerang flights return to you.

Protect the Speck Relay Race*Alice, Golden Empire Council*

Divide the players into teams. Provide each team with a spoon and a pink pom-pom ball to represent "Whoville."

Designate a start and finish line. In turn, each person races to the finish line and back to their team holding the pom-pom in the spoon.

If you use small plastic spoons and larger pom-poms it will make the game more challenging!

Sowing (Sewing) Seeds*Pamela, North Florida Council***Equipment:**

Acorns;
Yarn cut into 30-foot lengths

Preparation:

Tie yarn to acorns (one for each team).
Divide the group into five to eight people per team.

To Play:

- First person on each team drops the acorns down his shirt above the neckerchief, then pulls the acorn down and out between two of the buttons on the front of his shirt.
- He keeps holding onto the loose end of the yarn.
- He then passes the acorns to the next person in line.
- The next person drops the acorns down his shirt above the neckerchief, then pulls the acorn down and out between two of the buttons on the front of his shirt.
- He then passes the acorns to the next person in line.
- This continues until all boys have done this.
- The team who is the first to “sew themselves together” wins.

Whoville Safety*Alice, Golden Empire Council*

Materials: A equal number of balloons of two colors – more than the number of people on each team.

The Play

- ❖ Divide group into two teams. Each team is assigned one color of balloons.
- ❖ Release the balloons for each team at the same rate, gradually putting all balloons into play.
- ❖ The object is to keep all the balloons off the ground as long as possible.
- ❖ For more fun, play the Horton Hears a Who soundtrack!

Smack Dab in the Middle*Alice, Golden Empire Council*

Cut out some dark brown circles – or just lay in a supply of Oreos – the boys will Love that version.

Set this up like a matching game. Divide boys into two teams. The object is to make as many matches as you can. Each time a match is made, the team gets a brown circle or credit for one Oreo top or bottom. Keep a record while they play!

Matches all have to do with situations where there is a problem, such as: Randy has a back brace and can't do a forward roll. (Wolf Ach. #1c)

When all the matches have been made, each team must “redeem” their Oreos – they have to supply the middle to their Oreo.

Here's how it works: They have to come up with a solution to the problem that won't make anyone feel bad. (For example, they could suggest that they will take Randy's turn, and he

could urge everyone else on) Here are some suggested problems:

- A new boy joined your class – he can only speak Spanish, so he has trouble joining in.
- One boy has trouble reading the instructions when you play charades.
- Jimmy isn't very good at sports – but he is really smart at math.
- Your little brother keeps taking out your video games, even though you said he can't go in your room
- Your sister keeps spilling stuff on your homework

I'm sure you, or especially the boys, could come up with all kinds of problems – just be sure you help them find good solutions that don't hurt feelings – and talk about the activity when you are done.

When all the Oreo cookies have their “centers” – remind the boys that the real reward of “Being Smack Dab in the Middle” is that they can work and play with others without arguing or teasing, and everyone can feel good.

NOW – Enjoy those cookies!

Seeds of Kindness Game*Alice, Golden Empire Council*

With a little advance preparation, you can make a game that reinforces the ideas of this month's theme. The boys might even help design the game by coming up with examples that fit each subject. There are two ways to play the game. For a card game: Make up a set of cards with assigned point value based on what the card says the player has done. For example, the card might say “You decide you are too busy to help collect cans for the food drive – Lose a point.” Or “You help your elderly neighbor take in her groceries – Gain two points.” If you play it this way, you need to make up a set of cards with different examples and point values. Boys can play as individuals or as two teams. Keep score and end the game when one player or group reaches “20” – or just play till all the cards have been drawn once.

For a board game: Draw a path on a piece of cardboard. Color each square, and assign an action to each color. Each boy gets a “seed” playing piece made from a piece of cardboard. Each player tosses the die and then moves that number of spaces. Depending on the color he lands on, he can move, stay, go back, lose a turn or gain another turn. For example: Orange could be “Carried out a service project – move ahead two spaces.” Or Blue could be “Decided you were too busy to help – Lose a turn.” To get you started, here are some ideas to think about:

- “there are lots of people that will help, so I don't need to do anything” – move back two spaces
- “you do a service for someone because your parents made you, but you didn't want to do it” – stay where you are
- “you ask your mom to help you find out about the local food bank so you can help” – move forward three spaces

Get creative and make a Seeds of Kindness game of your own!

Sowing Seeds Relay

Alice, Golden Empire Council

Set up an obstacle course using cans or paper cups making a line between the starting and ending points. Leave enough space between so boys can go around and between each can.

You will need two equal lines and two teams of boys.

Each team will also have a bag of "Seeds" or dried beans.

On signal, the first boy on each team takes the bag of seeds and moves as quickly as possible between the row of cans or paper cups, dropping just one seed in each cup. If his seed doesn't land in the cup, he must keep going. If more than one seed lands in the cup, the scorekeeper deducts two points from the team.

When all the boys on each team have planted their seeds, the scorekeeper adds up the number of seeds each team "planted." Remember that if more than one seed was planted at a time, you must deduct two points.

The winning team is the one that planted the most seeds.

You might want to follow up the activity by talking about the value of having a garden – if you have a garden expert in your pack, they could share some information with the boys. You could also visit a local school garden.

If you want an extra challenge, boys can use Puddle Jumpers from the Wolf Book, or even stilts.

CLOSING CEREMONIES

I'm A Boy

Utah National Parks

Cub # 1: Everyone might not be brilliant, some might not be smart.

Cub # 2: I may not be a genius, but I can build a neat go-cart.

Cub # 3: I can stop a stream with boulders.

Cub # 4: I can climb trees to the top.

Cub # 5: I can run for blocks and blocks and never even stop.

Cub # 6: I can't solve a hard equation or lecture on Newton's rule, but I can make a peanut butter sandwich that will really make you drool.

Cub # 7: Sometimes I am clumsy, and may even annoy,

Cub # 8: But I'm not a failure, I'm just . . .

All: A GENIUS at being a boy.

Cub Scout Garden

Pamela, North Florida Council



Set Up: Have Cub Scouts make signs and carry them out as the vegetable are announced.

Personnel: 5 Cub Scouts, and Cubmaster (CM) (or other leader)

I like to do this by having the Cubs have a sign for each item and posting them on a flannel board or Bulletin Board as they call each item. (i.e. you would have sign for each of the 5 peas telling what it is, preparedness, promptness, ..)

Cub #1: First plant five rows of peas.

- ★ Preparedness
- ★ Promptness
- ★ Perseverance
- ★ Politeness
- ★ Praise

Cub #2: Next, plant five rows of lettuce:

- ★ Let us be Faithful
- ★ Let us be Unselfish
- ★ Let us be Loyal
- ★ Let us be Truthful
- ★ Let us help one another.

Cub #3: Next to them. Plant three rows of squash

- ★ Squash impatience
- ★ Squash criticism
- ★ Squash indifference

Cub #4: No garden is complete without turnips:

- ★ Turn up for pack meetings.
- ★ Turn up with a new idea.
- ★ Turn up with determination.

Cub #5: And one row of carrots

- ★ "Carrot" (Care at) all time

CM: Without the help of every person in our pack, our garden will turn to weeds. So help us build the background, work the soil, pull the weeds, and spread the sunshine so that in the garden of Pack we can say; "We have done our best

Formula to Grow
Baltimore Area Council

Set Up - Boys line up in the front of the room. Each has poster with an appropriate picture for his words or the adult's words. The Cub's part is on the back in **LARGE** font.

One or more adults (Cubmaster, Committee Chair, Committee Member(s), interested parents) stand either off to side or one behind each Cub Scout. The adult says his/her line just after the Cub says his line. The object is to show how it all fits together

Cub # 1: Growing requires starting with a solid foundation and strong, clear values.

Adult The Cub Scout Promise and Law of the Pack

Cub # 2: Add a seed -- a young spirit eager to grow.

Adult Our Cub Scouts

Cub # 3: Use lots of warm support and safe protection.

Adult Our Den Leaders

Cub # 4: Feed frequently with fun activities.

Adult: Pack and Den Meetings

Cub # 5: Water daily with encouraging words.

Adult Parents, this is your job!

Cub # 6: This is the formula to grow a successful Cub Scout into a leader for tomorrow.

Adult Parents, Leaders, and Boys all working together!

Thank a Farmer

Pamela, North Florida Council

Cub #1: *(Hold up cereal box and milk carton)*When you eat breakfast tomorrow morning, thank a farmer. He grew the corn, wheat and rice in your cereal. He raised the dairy cows that gave you milk.

Cub #2: *(Hold up a loaf of bread)*When you eat lunch tomorrow, thank a farmer. He grew the wheat for your bread, the peanuts for your peanut butter, and the fruits for your jelly.

Cub #3: *(Hold up an apple and carrot)*When you eat a snack tomorrow, thank a farmer. He grew the apples for your juice, and the celery and carrots for you to munch

Cub #4: *(Hold up potato and a head of lettuce)*When you eat dinner tomorrow, thank a farmer. He grew the potatoes for your mashed spuds and the lettuce for your salad.

Cub #5: He may live down the street, in the next county, or across the United States. But wherever he may be, remember-

All: **THANK A FARMER!**

Compassion Has No Limits

Alice, Golden Empire Council

Gather props, or enlarge the images shown below.

Narrator: Compassion – that was our focus this past month. So let's review:



Cub #1: *(holding up clock or enlarged image)* Compassion is the right choice no matter what time of day or night it is.



Cub #2: *(holding up calendar or enlarged image)* And it doesn't matter what month it is – always practice Compassion!



Cub #3: *(holding up globe, map or enlarged image)* It also doesn't matter where you are – compassion can be practiced across the world!



Cub #4: *(holding up Elephant or enlarged image)* Dr. Seuss' story about Horton Hears a Who shows that it doesn't matter what size you are - You can be compassionate!



Cub #5: *(holding up a picture of Scouts of all ranks or enlarged image)* No matter what rank you are in Scouts, always remember that a Scout is kind and shows Compassion!

(As an alternate idea, you could have real boys come forward from the different ranks of Scouting – and they could then move right into the Closing Flag Ceremony- Alice)

Narrator: So when you leave here tonight, please remember:

All: Compassion Has NO Limits!

Do More*Sam Houston Area Council***Prop:** A candle lit by the leader

- Cub Scout #1:** This candle represents the spirit of Cub Scouting the world over. It burns today to show the friendship and fun we share.
- Cub Scout #2:** But there is more that we can do to spread seeds of kindness. Listen:
- Cub Scout #3:** Do more than belong. Participate
- Cub Scout #4:** Do more than care. Help.
- Cub Scout #5:** Do more than believe. Practice.
- Cub Scout #6:** Do more than be fair. Be kind.
- Cub Scout #7:** Do more than forgive. Forget.
- Cub Scout #8:** Do more than dream. Work.
- Cub Scout #9:** Do more than teach. Inspire.
- Cub Scout #10:** Do more than live. Grow.
- Cub Scout #11:** Do more than be friendly. Be a friend.
- Cub Scout #12:** Do more than give. Serve.

CUBMASTER'S MINUTE**Hard Work***Pamela, North Florida Council*

The early farmers had to manually do all the work, with the assistance of horses and oxen. They did not have the modern technology used today, like pesticides to control bugs that could destroy crops; irrigation systems to add water when drought strikes; or satellites that provide better weather forecasts. Even with all the modern technology available to farmers today, they still cannot control the weather or Mother Nature. All the farmers can do is work hard, prepare for anything that might happen, and do their best. Sounds like Scouting, doesn't it? "Do Your best," and "Be Prepared." For farmers the result of hard work is the harvest. The result of hard work in Scouting? It's self assurance, independence, and self respect.

A Smile*Alice, Golden Empire Council*

A smile costs nothing, but creates much. It happens in a flash, but the memory sometimes lasts forever. It cannot be bought, begged, borrowed, nor stolen, but is something that is of no earthly good to anyone unless it is given away. So, if in you hurry and rush, you meet someone who is too weary to give you a smile, leave one of yours. No one needs a smile quite as much as he who has none left to give.

If It's Harder, It's Even More Important*Alice, Golden Empire Council*

Most of us find it pretty easy to understand and relate to someone who is a lot like ourselves – and it's pretty easy to be kind and not be critical. But the true test of being a "Good Scout" is when we can look at someone who is different, who worships a different God, who honors a different flag, who dresses in a different way, and we can put ourselves in that person's place, walk a mile in his shoes, and treat him as we would treat our friends. It's when we see someone who walks or talks or writes in a way that makes us uncomfortable – and instead of pity we feel a kinship – Now THAT'S compassion!

The Act of Compassion*Pamela, North Florida Council*

The act of compassion begins with full attention, just as rapport does. You have to really see the person. If you see the person, then naturally, empathy arises. If you tune into the other person, you feel with them. If empathy arises, and if that person is in dire need, then empathic concern can come. You want to help them, and then that begins a compassionate act. So I'd say that compassion begins with attention. - Daniel Goldman

Connect with your World*Pamela, North Florida Council*

Self-absorption in all its forms kills empathy, let alone compassion. When we focus on ourselves, our world contracts as our problems and preoccupations loom large. But when we focus on others, our world expands. Our own problems drift to the periphery of the mind and so seem smaller, and we increase our capacity for connection -- or compassionate action. - Daniel Goldman

Compassion and Friends*Pamela, North Florida Council*

What does compassion mean? It means when we stop thinking about others and the way things are in others lives or fail to understand, we all become people who just ask, "What is in it for me?" That's pretty small word... of just one.. "me". Yes? Friends come in all shapes and sizes. Some tall, some short, some with not so good eye sight, some who take longer to understand things, some with special chairs that help them around but they are still all people just like you and me. They have feelings, want friends. It is said that in a life time you are pretty lucky to have one really, really good friend. Ask around. They will tell you that the majority of people will tell you they have or had one really good friend. Maybe two if they were fortunate. I'm talking about a friend who is there for you in any circumstance, give anything to help you (even his last dime), or doesn't run when you are in trouble. That's pretty awesome if you have a friend like that. Why would you avoid anyone just because they might be a little different when in actuality that might be the one really, really good friend? Don't miss out in discovering or finding a really good friend just because others may see them as different. See other people as an opportunity to finally finding one really good friend... or maybe even more!

Spreading a Seed of Kindness*Heart of America Council*

A friend of mine once told me of being on a long business trip. His car broke down in the middle of nowhere and he was going to be late for a very important meeting. Just then a farmer came around the corner on a hay wagon, and pulled over to see what was wrong. The farmer and his son often fixed their own machinery and they were quickly able to get my friend's car running again.

My friend offered to pay the farmer and his son for their help, but they refused. He insisted that they must take something because they had saved him so much by letting him get to his meeting on time.

The farmer replied that he and his son now had something far more valuable than the businessman could give them. They had helped someone when they did not have to. That gave them a warm feeling about themselves. If they took the money for an act of kindness, then it would simply be a job, and take the feeling of goodwill away.

Keep your feelings of goodwill by spreading seeds of kindness. It will be the most valuable reward you will ever receive.

Over Four Million Baltimore Area Council

So we end this evening of celebrating Seeds of Kindness. But before we go, let us take in this thought...

Today in our country there are over 4.5 million youth and adults in Scouting. That's a good thing to know, a good thing to think about when we start wondering about the future. Four and a half million keeping a promise to "Do My Best," to "Help Other People," and "Respect God and Country." Four and a half million following Baden-Powell's admonition: "Try to leave this world a little better than you found it."

These 4.5 million can make the difference in tomorrow. These 4 and a half million will make the difference in the future of this country and in the future of the world around us.

CORE VALUE RELATED STUFF

Connecting COMPASSION with Outdoor Activities

Wendy, Chief Seattle Council
(Adapted from B.A.L.O.O. Appendix E)

- ★ **Hikes** - Take turns carrying items for each other on a hike. Do an "Inch Hike" to become aware of small animals we may harm if walking quickly.
- ★ **Nature Activities** - Make bird feeders and keep them filled for at least one winter season. Play "The Camera Game" from the *Cub Scout Leader's How to Book*.
- ★ **Service Projects** - Give service to elderly or disabled people, such as helping with trash, filling birdfeeders, planting flowers, sweeping, watering, taking in newspapers, etc.
- ★ **Games & Sports** - Experience a disability in a game or sport. For instance by being blindfolded or having an arm rendered unusable, teach understanding when others have trouble with a game. Never tease. Show how winning is doing one's best.
- ★ **Ceremonies** - Hold a ceremony to recognize compassionate behavior - especially compassion to peers.
- ★ **Campfires** - Give a skit showing compassionate behavior. Don't laugh if someone makes a mistake. Clap and cheer for everyone.
- ★ **Den Trips** - Visit shut-ins and/or elderly people at times other than holidays. Be patient and compassionate when waiting for others who need to rest or are slower.
- ★ **Pack Overnighter** - Bring someone who needs friends. Share belongings with others who may have forgotten something. Be kind to those who may feel uncomfortable being away overnight.



Compassion Character Connection

Carol at www.cubroundtable.com

Bear Book

Character Connection - Compassion.

Achievement 24, "Be a Leader" (Page 174)

- ✓ **Know** - Tell y as a leader, it is important to shoe kindness and concern for other people. List ways leaders show they care about the thought and feelings of others.
- ✓ **Commit** - Tell why a good leader must consider the ideas, abilities, and feelings of others. Tell why it might be hard for a leader to protect another person's well-being. Tell ways you can be kind and compassionate.
- ✓ **Practice** - While you complete the requirements for this achievement, find ways to be kind and considerate of others.

The Resourcefulness Character Connections is not in the Tiger, Wolf or Webelos Handbooks.

World Friendship Fund•

CS Program Helps - 2003-2004, page 6 December and page 10 March

Boy Scouts of America administers the World Friendship Fund to help Scouting associations around the world which are in need of assistance in doing their work. Once a year, BSA asks packs to contribute to this fund. This would be a good time of the year for your pack to demonstrate its goodwill of other Scouters. A free kit or World Friendship Fund materials is available by writing:

World Friendship Fund
International Division, S221
Boy Scouts of America
P. O. Box 152079
Irving, TX 75015-2079

Lighthouse Game

An activity to increase awareness of visual impairments.

The leader is the lighthouse. Half the group will be the ships. They go to one end of the room and put on blindfolds. The other half are rocks and distribute themselves on the floor between the ships and the lighthouse, keeping their hands and feet in to minimize tripping.

The lighthouse says, "Woo, Woo" to guide the ships. The rocks go "Swish, Swish" quietly to warn the ships of their presence.

On "Go," the ships navigate between the rocks to the lighthouse. If they touch a rock, they are sunk and must sit on the floor (and go "swish, Swish" also). When all the ships have made it to the lighthouse (or have been sunk), the rocks and ships switch places.

After playing the game and making contributions to the World Friendship Fund, lead a den discussion:

- What does being *Compassionate* mean?
- What does it mean to have compassion for other people? Can you think of what compassion shows others about you?
- Can you think of a time when someone was kind or compassionate towards you? How did that make you feel? How would you have felt if the person or people were not kind or compassionate?
- What are two ways you can show compassion at school?
- How can you show compassion for someone who is having a difficult time? What can you do to show others that you have compassion? Can you think of a person who would benefit from compassion?

World Conservation Panda

CS Program Helps - 2003-2004, page 6 December and page 10 March

Makes panda magnets, magnets, neckerchief slides. Or pencil toppers. Use white and black pom poms and wiggle eyes. Attach a piece of magnet to the back or a piece of ½ " PVC pipe to make it into a neckerchief slide.

Character Connection: Compassion

The World Conservation pandas represent animals that are endangered in our world. We have an obligation to our future to protect all creatures.

- What do you think will happen to the animals of our world if their environment is destroyed? What does it mean to have compassion?
- Do you feel like you have compassion for animals? How would you feel if someone didn't care about you?
- What might make people feel compassion for animals? What can we do to show compassion for animals?

Differences Awareness Trail

RT Planning Guide 2003-2004 page 47

Set up a variety of stations where boys can experience various physical challenges. Challenges might include stations where boys:

- ✓ Wear eyeglasses smeared with petroleum jelly to simulate impaired vision.
- ✓ Place cotton in the ears or wear ear protectors to simulate impaired hear.
- ✓ Tie magazines around the knees to simulate walking difficulties. If available, have boys attempt to use a walker.
- ✓ Are given a copy of the sign language alphabet. Have someone sign different sayings from a Cub Scout handbook.
- ✓ Are give directions to perform a simple task from someone speaking in a foreign language.
- ✓ Are given a copy of the Braille alphabet. From a Braille board made with dots of hot glue on a piece of cardboard, the boys try to "read" different words and phrases.

- ✓ Have 2 fingers wrapped together to simulate a broken finger, then attempts to tie his shoe.
- ✓ Us a balance board to simulate inner ear problems.
- ✓ Use a pair of crutches or a walker and attempt to negotiate an obstacle course.
- ✓ Use the opposite hand and attempt to write his name.
- ✓ Wear heavy work gloves to stimulate difficulty with gripping objects and try to stack pennies.
- ✓ Use only one arm and try to put on and button up; a jacket or sweater.

Late Breaking News

CS Program Helps - 2004-2005, page 10 January

Have the boys sit in a circle.

The object of the game is for each boy to add three words to a single story as it is passed around the group. The three words should help describe an incredible news story, the funnier the better.

The leader should begin the story slowly by saying something like, "Late last night.",

The second person might add, "...A green monster...";

And so on. If someone gets stuck and can't think of anything to add, keep going and go back to that person later.

Keep the game moving along.

Character Connection: Compassion

How do you decide what gets printed or reported? What choices did you make when you decided what to report?

- ✓ Why is it important to decide what to write about?
- ✓ Think about a time when someone said something dishonest about you. What was your reaction? How did it make you feel?
- ✓ How can you show that you have compassion for other's feelings?

One-Of-A-Kind Pet

CS Program Helps - 2004-2005, page 6May

Materials:

- Craft odds and ends so that each Cub can create a pet that is one of a kind.
- For the body; a stuffed sock, block of wood, box, rock, empty tin can or even a berry basket.
- Additional materials may include construction paper, paper plates, plastic utensils, pipe cleaners, craft sticks, etc.

Directions:

- Cubs (and partners) may finish this project at home.
- Boys will bring their pets the following week so they can show their new pets to the rest of the den and tell their names, high light the kind of body they have, show how many legs they have, show the tail, etc.
- They can describe where the pets came from, what they eat, what they sound like, what they like to do, whether they live on land, in the water, or can fly, etc.

Character Connection: Compassion

- What do you think about the life of the animals at the shelter?
- When you give something to help, is it compassion? What does it mean to have compassion?

- Do you feel you have compassion for the animals at the shelter? How do you think the animals will react when they get these things?
- What else can you do to show compassion for these animals? Are there other animals we can feel compassion for (such as those in the rainforest, or endangered species)?

Cubmaster's Minute: Animal Skills

Cub Scout Program Helps 2004 -2005 page 4 May

With all the wonderful skills dogs can learn, there is one thing they cannot do. Dogs cannot see colors. As a matter of fact, monkeys and apes are the only animals that can see colors.

Do you ever feel like you cannot do something because you are too small, too clumsy, or too young? Well, next time you do, remember the dog and how he can retrieve objects, guide the blind, track lost people – all without being able to distinguish colors. We all have our special talents.

Nature Field Trip

Cub Scout Program Helps 2005- 2006 page 6 April

Lead a discussion related to the field trip:

- When we care about and try to help our fellow creatures, we call that compassion.
- Where do you see or feel compassion? For someone at school or in your family?
- How can you show that you have compassion for someone or something? What could you do to show others you have compassion for them?

Compassion -

2004 Pow Wow Book by Great Salt Lake Council

Having consideration and concern for the well-being of others. Don't isolate or exclude anyone. Everybody has something valuable to offer, and nobody likes being left out. Help your Cubs be aware of the needs of others. Disabled children deal with limitations imposed in their everyday lives.

Game - Fumble Fingers. Divide the den into two teams. Tell players to untie their shoelaces. Then tell them to put one hand behind their back (or tie one hand to belt). On "go", each team tries to tie their shoelaces, with each player using only one hand. First team finished wins. If this is too hard, allow boys to help each other, each using only one hand and working together.

Game - Ships in the Fog. Divide the den into two teams and line them up relay fashion at one end of the room. For each team set up a series of obstacles: chairs, tables, stools, etc., Between them and the other end of the room. Blindfold the first player on each team. On "go" he starts for the other end of the room, trying to avoid the obstacles. His teammates may call out directions: Go right, Turn left, etc.. When he reaches the other end of the room, he takes off the blindfold and runs back to touch off the next Player, who is already blindfolded. Continue until all team members have raced. First team finished wins.

Our Feathered Friends

2005 Pow Wow Book by Great Salt Lake Council

Use Dominos to demonstrate the chain reaction effect of showing compassion.

Line the Dominos up in a row as you mention compassionate deeds. Then knock the last Domino over to illustrate how showing compassion spreads. Add more compassionate deeds as necessary.

Example:

- 1) Build a birdhouse
- 2) Build a birdfeeder
- 3) Build a birdbath
- 4) Do not disturb a bird's nest

Compassion Reflection on Dominos:

- What do think will happen to the birds if their environment is destroyed?
- What does it mean to have compassion?
- Do feel like you have compassion for birds?
- How would you feel if someone didn't care about you?
- What can you do to show compassion for birds?

Butterfly Activity

Cub Scout Program Helps 2006-2007 page 6 May

Compassion - We've created three stages of a butterfly-- caterpillar, cocoon, and butterfly. (Tiger Elective 2)

- Has this helped you understand this animal and the challenges it faces in its life cycle?
- Do you want to be careful when you see a caterpillar? That is . How can you show compassion for other things?
- What can you do to practice compassion in the week ahead?

Create A Caterpillar (Tiger Elective 2)

Materials:

- Section of a paper egg carton (three cups long so you can get four per dozen eggs),
- Craft paints, paintbrushes,
- Chenille stems, small pompoms,
- Wiggle eyes,
- Craft glue,
- Pencil

Directions:

- Give each Tiger Cub a section of egg carton (the caterpillar).
- Allow him to decorate it.
- Give each boy two 1½-in. pieces of chenille stem.
- Glue a small pom-pom to one end of each of the chenille stems.
- Have adult partners use the pencil to poke a small hole in each side of the caterpillar head for the chenille stem antennas.
- Glue the wiggle eyes to the front of the caterpillar.

Cocoon Model

Materials:

- Small twig,
- Lots of yarn or string (depending on thickness—at least 10 ft. Per boy),
- Small piece of cardboard (1 by 3 in.),
- Scissors, tape

Directions:

- Curve the corners of cardboard so that it is roughly oval shaped.
- Use a small piece of tape to secure one end of the yarn to the cardboard.
- Have the Tiger Cub wrap the rest of the yarn around the cardboard to form a cocoon.
- Be sure to cover all of the cardboard. Use the end of the yarn to tie it around a twig.

Butterfly Magnet (Elective 2)**Materials:**

- Round coffee filters,
- Watercolor paints or markers,
- Black chenille stem,
- Spray water bottle, magnetic strip (optional)

Directions:

- Lay the coffee filter flat.
- Use watercolor paints or water-soluble markers to draw designs on it.
- Spritz lightly with water until it is slightly damp but not drenched. The colors will bleed some.
- Let dry for a few minutes.
- Fold your chenille stem in half.
- Gather the coffee filter along the center and place it at the bend in your chenille stem.
- Twist the chenille stem shut and then spread out the ends to form antennae.
- Add a magnetic strip to the back of the chenille stem so that you can display your butterfly on the refrigerator

For other **COMPASSION**
Character Connection Activities go to ·

<http://www.cubroundtable.com/assets/pdf-documents/2002-2010%20Character-Connections-Packet.pdf>

March - A Month to Celebrate Compassion

Alice, Golden Empire Council

American Red Cross Month

Visit a local office or invite a representative to come and talk about how they help people in need, and how even Cub Scouts can help do that job. You might be able to do a service project!

First Week:**Newspapers in Our Schools Week**

Many newspapers have special sections during the year for students to use – and special programs for students to use newspapers in the classroom – those inserts can often be GREAT for scout activities (I have gotten inserts about Birds, Local Environmental Issues). Also, I was able to get signed up as a scout leader in order to get the same information and resources as they offer to local educators – so I had a built-in program I could use with my den with a little adjustment – worth a try! (Alice)

Look through the local newspaper for stories about people who are demonstrating compassion by doing good for others – or helping overcome prejudice and misunderstanding.

Second Week:**Crochet Week**

There is a Humanitarian Aid project that delivers scarves or caps to help people keep warm -

And it's not just for girls!

Did you know that the Master Weaving in the British Isles was originally restricted to men and boys?

Boys can learn to do hand crochet, which can be used for several simple projects. Or invite a "guest expert" family member from the pack to come and talk about their experience in making scarves, caps and mittens – or baby clothes or even larger items as a service to those in need.

March 1st

Share a Smile Day – Now there's a "little thing" that everyone can enjoy;

Want some fun??

Have a Smiling Competition to see who can smile the longest – without laughing!

Share some Apple Smile Treats from Cub Grub.

March 2nd**Dr. Seuss' Birthday & Read Across America Day** –

Combine both celebrations by reading "Horton Hears a Who" – it's a book that teaches compassion by example in a really fun way! Horton hears a tiny voice one day and discovers a whole other world existing on a small speck of dust. Despite kangaroos, jungle monkeys and an eagle named Vlad Vladikoff, Horton saves his microscopic friends and helps them get the respect they deserve - "Because, after all, a person's a person, no matter how small."

March 3rd**National Anthem Day**

The *Star-Spangled Banner* is the national anthem of the United States of America. It was written by Francis Scott Key. National Anthem Day celebrates this song, and the rich history behind its creation. The song officially became our national anthem on March 3, 1931.

Celebrate today by proudly flying the flag. Also listen to and sing the *Star-Spangled Banner*.

A rich history.....

Many people think the *Star Spangled Banner* was written during the Revolutionary War. It was actually written during the war of 1812 (1812-1814).

In August 1814, the British army detained Dr. William Beanes as a prisoner of war. He was a friend of Francis Scott Key. On Sept. 13, 1814, Francis Scott Key and a U.S. negotiator boarded a British vessel where Beanes was being held. He negotiated his friends' release. But then, Francis Scott Key was detained that day along with the negotiator. They

were held until after the attack on Fort McHenry, which guarded the harbor and city of Baltimore.

He watched the bombardment of the fort from the ship. The next morning, he was ecstatic to see that the American flag was still flying over Fort McHenry. This historic event inspired Francis Scott Key to write "The Star-Spangled Banner" the following day (September 14, 1814).

Correcting the confusion.....

Some people incorrectly assume that National Anthem Day is September 14, the day the song was written. This is incorrect. National Anthem Day is every March 3rd, in celebration of the day in 1931 that congress voted the *Star-Spangled Banner* our national anthem and President Herbert Hoover signed the bill.

March 4th

Hug A G.I. Day - The men and women in our armed forces deserve our thanks and appreciation. They risk their lives for our freedom, and to keep us safe. A simple hug is a small thanks for this vital service to our country. Here are two simple ways to "give a hug:"

First, make up some little snack bags of those chocolate kisses and hugs – share them with local military personnel.

Second, "give a hug" by using this simple motion to say THANKS to military personnel wherever you see them – especially if you don't feel comfortable giving a real hug. Use this sign to say "Thank you from the bottom of my heart" by placing your hand over your hear, then pulling it down and out, bending at the elbow hand flat, palm up, angled toward the person you're thanking – you can mouth the words if you want.



thank you.

March 6th

Oreo Cookies went on sale for the first time in 1912 - Play the "Smack Dab in the Middle Game" in the GAMES section - and be a good friend – share some Oreos and milk with someone!

March 12th

Girl Scout Day recognizes and celebrates the birthday of GSA on March 12, 1912. Lady Olave Baden-Powell, the wife of Lord Baden-Powell, founded Girl Guides in England. On March 12, 1912 Juliette Gordon Low started the first Girl Scout group in Savannah Georgia with 18 girls. Here's a way that Cub Scouts can help our sister organization – offer to help a local Girl Scout troop set up their cookie booth.

March 13th

Buzzard Day - I bet you think of a buzzard as a "gross" bird – but have some COMPASSION – check out the Fun Facts About Buzzards. You will be surprised! (And it's often the same way with people who are different, or groups you think

you don't like – if you find out about them, or get to know them, you might be surprised!)

March 16th

Freedom of Information Day – Webelos working on the Communicator Activity Pin, and people who need information to help someone, will certainly celebrate this day!

March 17th

St. Patrick's Day – The Patron Saint of Ireland was a kind man – and you can share his compassionate nature by making special cards to take to visit elderly or shut-ins. You could also take them a treat of some fruit, or even some scones! (See recipe in Cub Grub)

March 18th

Johnny Appleseed Day – Check out the fascinating story of John Chapman, who became known as Johnny Appleseed after he planted thousands of apple seeds all over America so that future settlers would have fruit and shade – and birds would have a place to nest. He was a great example of compassion, doing something for others without any payment or expectation – and because he knew he was providing something they might need and use! For more information and ideas, go to:

<http://www.applejuice.org/johnnyappleseed.html> or www.enchantedlearning.com/school/.../Appleseedindex.shtml

March 20th

First Day of Spring – The perfect time to take a hike to look for signs of Spring – sights and sounds! See how many you can find!

March 28th

Pencil with an eraser patented in 1858 – Just imagine, before then, your pencil would have no eraser! And you can use a pencil with an eraser to make "Whoville" on a stick!

March 28th

Something on a Stick Day – Have some Hot Dogs on a Stick, or some Fruit Kabobs!

Fun Facts About Kindness:

Alice, Golden Empire Council

- ☺ Giving a smile is actually easier than giving a frown – it takes fewer muscles!
- ☺ In 2007, 163,000 volunteers at the National Park Service donated 5.4 million hours of time worth \$101 million or the equivalent of 2,596 full time employees!
- ☺ 80% of the people in this county give to nonprofits.
- ☺ Only 10-12% of financial giving is provided by foundations and 5-6% comes from corporations.
- ☺ Most of the money given by individuals is from middle and low income people, not the super wealthy!
- ☺ Eleven percent of households contributed to religious causes only.
- ☺ Twenty-one percent of households contributed to only secular causes.
- ☺ Thirty-four percent contributed to both religious and secular causes.
- ☺ Only 28.8% of the people in this country do the actual volunteer work for the many service organizations and projects in this country – so your time does matter!

- ☺ Recognition in front of their peers is the most valued form of “payback” for volunteers – so remember to recognize parents, leaders and others who help your scout program!
- ☺ The median amount of time that people volunteer is 52 hours a year, ranging from 21% who spend from one to fourteen hours up to the 28% who donate between one hundred and four hundred hours a year.
- ☺ Doing a good deed actually changes the body physically – endorphins create a feeling of well-being when a good deed is done.

Some personal rules for satisfying giving:

Alice, Golden Empire Council

Give anonymously – not knowing who the benefactor is leaves the receiver feeling loved by and grateful to all!

Keep your eyes and ears open – when you see or hear of a need, fill it!

Be creative – and let children offer their creative ideas as well.

Share the bounty – if you have season tickets to a sports event, concerts, theatre and can't use them, share them.

And of course, you can literally share the bounty – flowers or produce from your garden, or even the seeds from a successful growing season!

Let everyone participate – even the youngest children can make play doh (recipe in Cub Grub) or pick out pictures to use to make a picture dictionary for another child.

Make an inventory of the talents and supplies available to you – you might be surprised at how much you have to offer!

Keep a “Giving” Diary – it could be personal, family or a scrapbook for a den or pack project. Include pictures of preparations, and ask everyone how doing the service project made them feel.


Think about personal passions – if you are especially interested in the environment, help clean up a local creek or “adopt” a local bus stop or neighborhood playground. Make a commitment to go by on a regular basis and pick up trash. Another environmental way to share seeds of kindness is by giving a gift of trees (\$60) or a share of seedlings (\$10), both thru Heifer International. (See websites)

Contact local volunteer bureaus for some ideas for a project you can do. If you don't know where they are, check with a local librarian – she will have a listing of local possibilities.

Recognize other people and what they contribute. Every week choose people who quietly perform service – the church organist, the neighbor who takes in your garbage can – send them a thank you note or put a container of cookies or some flowers on their doorstep by way of saying “thanks for what you do.” Boys could also give service to a Cubmaster, grandparent, pack chair, or someone else who helps make the scout program go.

Fun Facts About Buzzards

Alice, Golden Empire Council



- ☞ Buzzards are actually gentle birds – they can't kill their prey. And if they disappeared, we'd be overrun with dead animals!
- ☞ Buzzards are actually vultures – and they can only hiss or grunt, since they don't have voice box!
- ☞ They are the most graceful fliers in the world, even though they look ugly and awkward up close!
- ☞ Vultures are bald for a good reason – so the carrion (dead meat) they eat doesn't stick to them.
- ☞ The naked red heads of the adult turkey vultures look like (surprise) turkeys!
- ☞ They can smell carrion from over a mile away. They also have good eyesight!
- ☞ During the hot summer months turkey vultures will “poop” on their feet to cool them off.
- ☞ Turkey vultures don't build a nest, and they pick really hard to find places to use!
- ☞ Vultures mate for life.
- ☞ The California and Andean Condors are actually in the vulture family.
- ☞ As groups of vultures catch thermal updrafts they look like water boiling in a pot – so they are called kettles. Turkey vultures have been reported by aircraft pilots to rise to as high as 20,000 feet and soar for hours without flapping their wings.
- ☞ Turkey vultures can travel up to 200 miles a day, and they don't eat while they are traveling!
- ☞ They are very large, but only weight 2-3 pounds, so they can “float” in columns of rising air for hours – and they don't flap their wings, but just rock from side to side and ride the currents!
- ☞ Hawks look for “kettles” – groups of flying vultures – because they know the vultures always find the best thermals!
- ☞ Turkey vultures can swoop up to 60 mph in order to avoid being “mobbed” by ravens or jays.
- ☞ Turkey vultures can live up to 24 years.

Crazy Holidays

*Jodi, SNJC Webelos Resident Camp Director Emeritus,
2006-2011. Adapted from*

<http://holidayinsights.com/moreholidays/index.htm>

Did you Know? March was named for the Roman God "Mars"

March is

- Irish American Month
- Music in Our Schools Month
- National Craft Month
- National Frozen Food Month
- National Irish American Heritage Month- designated by Congress in 1995.
- National Nutrition Month
- National Peanut Month
- National Women's History Month
- Red Cross Month
- **Adopt A Rescued Guinea Pig Month**
- Bell Peppers and Broccoli Month
- Berries and Cherries Month
- Deaf History Month (3/13 to 4/15)
- Exotic Winter Fruit & Leeks and Green Onions Month
- Honor Society Awareness Month
- National Athletic Training Month
- National Caffeine Awareness Month
- National Craft Month
- National Eye Donor Month
- National Frozen Food Month
- National Multiple Sclerosis Education & Awareness Month
- National Kidney Month
- National Nutrition Month
- **National Peanut Month**
- National Umbrella Month
- Optimism Month
- Poison Prevention Awareness Month
- Save Your Vision Month
- Sing With Your Child Month
- Spiritual Wellness Month
- Youth Art Month

Week Celebrations:

- National Cheerleading Week: 1-7
- National Write A Letter of Appreciation Week: 1-7
- Festival of Owls Week: 1-3
- Iditarod Race: 2-19
- Severe Weather Preparedness Week: 3-9
- Celebrate Your Name Week: 3-9 (First Full Week)
- National Consumer Protection Week: 3-9
- National Procrastination Week: 3-9
- National Schools Social Work Week: 3-9

- National Sleep Awareness Week: 3-9
- National Words Matter Week: 3-9
- Professional Pet Sitters Week: 3-9
- Save Your Vision Week: 3-9
- Telecommunicator Appreciation Week: 3-9
- **Read an E-Book Week: 3-9**
- Return The Borrowed Books Week: 3-9
- Women in Construction Week: 3-9
- Newspaper in Education Week: 4-8
- National School Breakfast Week: 4-8
- Share A Story - Shape A Future Week: 5-9
- **American Crossword Puzzle Weekend: 8-10**
- National Bubble Week 10-16
- Crochet Week 10-16
- **Girl Scout Week: 10-16**
(Always the week with March 12)
- National Agriculture Week: 10-16
- Teen Tech Week: 10-16
- Turkey Vultures Return: 11-17
- Flood Safety Awareness Week: 11-15
- Sherlock Holmes Weekend: 15-17
- **Campfire USA Birthday Week: 17-23**
(3rd Full Week)
- Consider Christianity Week: 17-23 (Starts the 2nd Sunday Before Easter)
- Health Information Professionals Week: 17-23
- Act Happy Week: 18-24
- American Chocolate Week: 18-23
- Wildlife Week: 18-24
- World Folktales & Fables Week: 18-24
- Pediatric Nurse Practitioner Week: 24-30
- National Cleaning Week: 24-30 (Last Week)

March, 2013 Daily Holidays, Special and Wacky Days:

- 1 [Employee Appreciation Day](#) first Friday in March
- 1 [National Pig Day](#)
- 1 [National Salesperson Day](#) -
- 1 [Peanut Butter Lovers' Day](#)
- 2 [Old Stuff Day](#)
- 3 [I Want You to be Happy Day](#)
- 3 [If Pets Had Thumbs Day](#)
- 3 [National Anthem Day](#)
- 3 [Peach Blossom Day](#)
- 4 [Holy Experiment Day](#)
- 4 [Hug a GI Day](#)
- 5 [Multiple Personality Day](#)
- 6 [Dentist's Day](#)
- 6 [National Frozen Food Day](#)
- 7 [National Crown Roast of Pork Day](#)
- 8 [Be Nasty Day](#)
- 8 [International \(Working\) Women's Day](#)
- 9 [National Agriculture Day](#)
- 9 [Panic Day](#)

- 10 [Middle Name Pride Day](#)
- 11 [Johnny Appleseed Day](#)
- 11 [Worship of Tools Day](#) - guys, you can relate
- 12 [Girl Scouts Day](#)
- 12 [Plant a Flower Day](#)
- 13 [Ear Muff Day](#)
- 13 [Jewel Day](#)
- 14 [Learn about Butterflies Day](#)
- 14 [National Potato Chip Day](#)
- 14 [National Pi Day](#)- Why today? Because today is 3.14, the value of Pi.
- 14 [Popcorn Lover's Day](#)
- 15 [Everything You Think is Wrong Day](#)
- 15 [Ides of March](#)
- 15 [Incredible Kid Day](#)
- 15 [Dumbstruck Day](#)
- 16 [Everything You Do is Right Day](#)
- 16 [Freedom of Information Day](#)
- 16 [National Quilting Day](#)
- 17 [Submarine Day](#) - the hero sandwich or the boat??
- 17 [Saint Patrick's Day](#)
- 18 [Goddess of Fertility Day](#)
- 18 [Supreme Sacrifice Day](#)
- 19 [Poultry Day](#)
- 20 [International Earth Day](#)
- 20 [Extraterrestrial Abductions Day](#)
- 20 [Proposal Day](#)
- 21 [Fragrance Day](#)
- 22 [National Goof Off Day](#)
- 23 [National Chip and Dip Day](#)
- 23 [Near Miss Day](#)
- 24 [National Chocolate Covered Raisin Day](#)
- 25 [Pecan Day](#)
- 25 [Waffle Day](#)
- 26 [Make Up Your Own Holiday Day](#)
- 27 [National "Joe" Day](#)
- 28 [Something on a Stick Day](#)
- 29 [National Mom and Pop Business Owners Day](#)
- 29 [Smoke and Mirrors Day](#)
- 30 [National Doctor's Day](#)
- 30 [I am in Control Day](#)
- 30 [Take a Walk in the Park Day](#)
- 31 [Bunsen Burner Day](#)
- 31 [Easter](#)
- 31 [National Clam on the Half Shell Day](#)

PACK & DEN ACTIVITIES

Slides of the Month

First Aid Kit Neckerchief Slide

Betsy O, Northwest Texas Council

This slide has been around for a long time. I found it in the 2008-2009 Cub Scout Program Helps.



Materials-

Plastic 35 mm film canister with lid
(How much longer will we have these great Craft items with digital cameras abounding?? We need a replacement soon! CD!)

Adhesive Band-Aid
 Antiseptic wipe
 ½ of a chenille stem

Tools-

Red paint pen
 Awl

Instructions-

- Have an adult poke two holes, one on either side and near the top of the canister.
- Draw a red cross on the front center of the canister. Let dry.
- Feed the end of the chenille stem through the holes and leave the tails sticking out of both holes.
- Fill the canister with Band-Aids and wipes
- Add your name and date!

Seed Art Neckerchief Slide

Betsy O, Northwest Texas Council



Materials-

Pringle can lid or frozen orange juice can lid, washed and dried
 Bird seed

Glue
 ½ “piece of ¾” PVC pipe or ½ of a chenille stem

Tools-

Loaded hot glue gun

Instructions-

- Fill the can lid with a thin pool of glue.
- Add bird seed to the glue free-style or make a design. Let dry.
- Hot glue the PVC or form the chenille stem into a “U” and glue it to the back of the can lid.
- Don’t forget to add your name and date!

Lion Neckerchief Slide

Betsy O, Northwest Texas Council



Materials-

Stiff cardboard cut into a lion “mane” shape approximately 2 ½” x 2 ¾”
 Small elbow macaroni
 Glue
 1 wood heart (mine was 1 ¼” long)
 Small wood heart (¾”)
 ½ “piece of ¾” PVC pipe or ½ of a chenille stem

Tools-


Loaded hot glue gun
 Sharpie Marker

Instructions-

- Glue the two hearts together to form a lion’s face. The smaller heart goes upside down on top of the larger one leaving the tip of the large heart as the lion’s chin. Let the glue dry.
- Draw a lion’s face on the hearts. The smaller heart is the lion’s nose and muzzle.
- Glue the lion face to the center of the cardboard mane.
- Glue the macaroni to the cardboard to form a mane.
- Hot glue the PVC or form the chenille stem into a “U” and glue it to the back of the mane.
- Sign your name and add the date!

Lamb Neckerchief Slide

Betsy O, Northwest Texas Council



Materials-

White pom-poms in different sizes
 3 small black pom-poms for feet and face
 Glue
 ½ “piece of ¾” PVC pipe or ½ of a chenille stem

Tools-

Loaded hot glue gun

Instructions-

- Glue 5 white pom-poms together, three on the top and two on the bottom.
- Glue the black pom-poms on the bottom two pom-poms for feet. Glue the last black pom-pom to the end of the top row of pom-poms as a face.
- Add a few small pom-poms for ears and a tail.
- Hot glue the PVC or form the chenille stem into a “U” and glue it to the back of the lamb.

Here are a couple of more Spring slides!



Compassion Ideas

Alice, Golden Empire Council

Remind yourself every day to look for opportunities to be kind. When someone drops a pencil, struggles to get packages through a door, take the opportunity to help.

Have each boy commit to doing a kind deed each day for the next month. Share the story of the unknown London Scout who helped Jim Boyce find his way in the fog – bringing scouting to America was a direct result of this kindness!

Bake cookies or rolls as a family or den and then have fun doing “doorbell ditching” – a favorite for all seven of my children when they were young. We would park around the corner, then one family member would ring the doorbell and race back into hiding. If you really want to enjoy it, NEVER admit it was you!

Ask den or pack families to share their experiences of service to others – this could be the start of a group service

project. Ask them to bring in pictures and other items and tell why they chose the project and if it changed their thinking in any way.

Work on the Disabilities Awareness Belt Loop – with the goal of having each person be more aware of the feelings and abilities of others, as well as the proper way to interact with someone who is different in some way

Invite someone with a disability to visit as a “Guest Expert” – *When a blind neighbor visited my den, he left behind some Braille magazines & boys with a whole new respect for how people can use all their senses to make their place in the world* –Alice

Check out the **Ethics in Action** activities about **“Friendship”** for some great ideas that can help boys understand friendship and overcome bias, gaining a new regard for how alike, different, and unique they are. Other Ethics in Action themes cover disabilities and being different – part of compassion is being able to understand another person’s feelings – and that’s sometimes a first step to friendship.

Be sure to play the games – the **“Smack Dab in the Middle”** game should be a big hit with the boys – but make sure you talk about the principle of Compassion!



Challenge den or pack families to save their change every day for a month and then donate the funds to a community group, such as a shelter for homeless families. Look for a group that boys have something in common with, and discuss how they would feel if they were in that situation. For example, what would it be like if you had to put all your stuff in just one small bag? (If you were homeless) What would you choose? What if you couldn’t come back to your own room? What if you had to go to a new school?

Pennies for Packs – an idea from a Herms District Scouter to help support packs in areas without enough resources. This could be an ongoing project, with funds going to help provide uniforms, books, program materials, attendance at camp or field trips.

Arrange a field trip to a local care facility for the elderly – Den or pack families could share their talents, sing some favorite “oldies” or bring a favorite game to play with everyone, like Bingo.

Team up with your chartered organization - If they have a site, the Pack can provide man hours, tools, seeds, etc. needed for an urban garden. Produce can be given to a local food bank or Senior Gleaners.

Collect blankets and towels for a pet shelter – Check with a local shelter, wild animal care center or veterinarian for what they need first.

Contact your area Volunteer Center or Bureau – almost every town or region has one – they can suggest activities that would fit your group.

Challenge every family to do a Spring Cleaning, and donate gently used items to a shelter – Books, toys, clothing

are great, but check with your local charity to see what they prefer and need. (One group I know picks up the oversupply of books at a thrift store, cleans them up, then shares them with a Children’s Home or Shelter for Families)

Have a display of the various organizations that partner with BSA – there are suggestions for individuals, units and organizations. And don’t forget to report on your service project at:

<http://www.scouting.org/awards/journeytoexcellence.aspx> check the box about service hours to either register or report additional hours

Investigate Bullying – BSA has some new comic books that could help get the subject out in the open. According to a poll of kids, about one in three kids has been bullied and almost half of those also said they had sometimes been the bully. And usually, there is a need for compassion for both the bully and the person he picks on. So it’s a topic that could be helpful for both adults and kids to look at. Check out:

www.stopbullyingnow.com/ or www.kidshealth.org

Check out children’s books and poems about Compassion – They range from “Horton Hears a Who” to Native American poetry about feelings of betrayal and abandonment. Check with your local Children’s Librarian for some great ideas!

Celebrate “Oreo Cookie Day” on March 7th – Play “Smack Dab in the Middle” game and then enjoy cookies & milk!

Make sure parents know of the compassionate or positive choices their son makes – they may not see their son in that role, and it’s always great to applaud someone in front of parents or peers! Try sending home a note or an email.

Theme Activities & Crafts Baltimore Area Council

Service Projects

A service project is a great way to start a pack meeting. As the boys work with others, serving and having fun they learn to feel good about themselves.

Helping the Elderly

Volunteer to mow lawn or shovel snow for an elderly person in your community.

Visit a Nursing Home

Visit a local nursing home in your community. Many elderly in a home enjoy playing games, talking, or listening to a good book.

Help the Animals

Children love animals, so why not use this interest in animals to help out at your local Animal Shelter by donating your time or supplies (pet food, old blankets).

Have a letter writing campaign

Write letters to those who are away from home during the holiday season, military personnel, and missionaries always love to hear from the kids.

Hold a month long penny drive

Save pennies in a bottle. Charge the boys for treats. Have the parents participate by giving small chores for pocket change. Set a goal and challenge the entire pack to spend one month reaching that goal. Collect and roll the pennies and donate to a worth- while cause.

Make others happy

Make decorations for a local nursing home. Help hang the artwork around the home to brighten the patients' spirits.



Bird Feeders
Baltimore Area Council



- Using flour and water paste, Cub Scouts glue bird seeds in a design on a shoebox lid. Staple a loop of twine or string to the back of the lid to hang up your bird feeder.
- Decorate a milk jug with a side cut out and put bird seed in. Hang it by the handle.
- Pine cone bird feeders-Spread peanut butter on the outside of a pine cone, and roll in bird seed. Tie a string on the top and hang in a tree.
- Bird treat baskets-Scoop out grapefruit or orange halves. Poke two holes in either side and tie a piece of string through to look like a basket. Then fill with bird seed or bread crumbs and hang in a tree.

Things to do With Seeds
Baltimore Area Council



- Seed mosaic-Using seeds make a picture with them.
- Plant seeds
- Seed collection-Put on paper with contact paper.
- Seed book- Label seeds we eat (corn, potatoes, strawberries, pea- nuts, beans, rice, wheat, sunflower,

oats, tomato etc.), and seeds we don't (apple seeds, avocado, peach, watermelon, grape, plum.)

- Seed collage
- Seed packet with seed shaped coupons inside for jobs the Cub Scout will do for his family members.

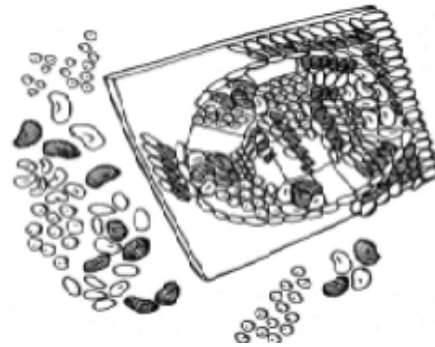
Hanging Sponge Garden
Baltimore Area Council



Thread a needle with yarn and make a loop through a sponge to hang it. Soak birdseed overnight in water. Then sprinkle the seeds on the dampened sponge. Make sure the seeds go into the nooks and crannies of the sponge. Hang in a closet until you begin to see sprouts; then move to a sunny window. Continue to keep the sponge damp and you will soon have a fluffy hanging garden!

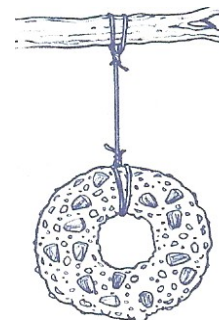
Make alphabet sprouts-Draw and cut out a letter shape on 3 stacked paper towels, put the shapes on a plate, dampen with water and sprinkle on seeds, check every day to see if seed have sprouted.

Mosaic Pictures Using Seeds
Baltimore Area Council



Use seeds of various colors (popcorn for yellow, split peas for green, navy beans for brown, pinto beans for red, black eyed peas for black, rice for white, etc.) Draw picture on stiff paper, glue seeds onto picture to add color and texture.

Bagel Bird Feeder
Baltimore Area Council



Ingredients:

- Bagel (stale works well)
- Peanut butter
- Lard or shortening
- Rolled oats
- Birdseed


String or twine

Directions:

Mix peanut butter well with equal parts lard or shortening. Spread peanut butter- lard mixture all over the outside of a bagel. Roll the bagel in a mixture of one part oats and one part birdseed. Tie a string to the bagel. Tie the string to a tree branch or wherever you please. The birds can eat all but the string so there is no mess to clean up.

Bird Biscuit

Baltimore Area Council



What you'll need:

- Flat wooden heart (or any wooden shape)
- Peanut butter
- Birdseed
- Drill
- Approximately 4 feet of 1/4 inch wide ribbon
- Bowl

Directions:

1. Drill one small hole in each side of the heart - same distance from the top so that the heart is not lopsided.
2. Cover the wooden heart completely in peanut butter and then place the heart in a bowl of bird seed.
3. Cover the entire area of the heart with the birdseed making sure no bald spots are left anywhere on the heart.
4. Cut two lengths of ribbon each 2 feet long and run one length of ribbon through each hole.
5. Tie all ends of the ribbons together in a bow or knot.
6. Hang bird biscuit in a tree or somewhere birds have easy access to it.

Kindness Books

Baltimore Area Council

Materials: 3" x 5" paper and markers, pencils or pens

To emphasize that helping others includes those in our own families. Boys could make coupon books to give to their parents. Leader prepares slips of paper ahead of time; 3" x 5" is a good size. Give each boy about 10. Boys decide what they can do to help their families and write one thing on each coupon or illustrate it by drawing. The books are then stapled together, and each boy gives his parents the book. Parents can redeem the coupons by giving one to their son. He agrees to perform the action illustrated on the coupon. Suggestions for coupons could be: doing something without being asked, picking up toys, a bear hug, helping prepare a meal, drawing a special picture, doing an extra chore, etc.

Good Deed Paper Chain

Baltimore Area Council

Make a paper chain and have the Scouts write the name of a family member on each link. Direct them to remove a link each day and do a good deed for the person whose name is on the link.

Giving back day

Baltimore Area Council

Ask your Scouts to find a gently used toy, game or book to donate to a local organization that supports children. Fill bags they have decorated with the items and make a special delivery.

DEN MEETINGS



Resourcefulness Ideas

http://www.ehow.com/list_7475228_activities-describe-resourcefulness-children.html

The "Invention Convention" theme from 2005 has some great ideas for resourcefulness:

<http://usscouts.org/usscouts/bbugle/bb0502.pdf>



TIGERS

Wendy, Chief Seattle Council

Meeting #13

- DO:**
- E. #26, Practice making phone calls
 - E. #27, Dealing with emergencies
 - E. #12, Make two cards or decorations for a long term care facility
 - E. #15, Mix primary colors to make secondary colors

Meeting #14

- DO:**
- E. #43, Veterinarian or animal groomer fieldtrip.
 - E31, Learn about an animal.

Card Ideas

Talking Frog Card:

<http://www.busybeekidscrafts.com/Talking-Frog-Card.html>



Simple Pop-up Card;

<http://www.wikihow.com/Make-a-Pop-Up-Card>

Pet Ideas

For more ideas, see the themes:

'01 "Man's Best Friend"

<http://www.scoutingthenet.com/Training/Roundtable/Handouts/01/02/>

'05 "Cub Pet Pals"

<http://www.scoutingthenet.com/scouting/Training/Roundtable/Handouts/05/04/>

If scoutingthenet doesn't work, use these links:

<http://usscouts.org/bbugle.asp> ,

<http://www.macscouter.com/CubScouts/>

Activities

Virtual Pet Show

Piedmont Council

Instead of having a real pet show, boys bring drawings or photos of their pet. Each boy stands next to his pet's photo and talks about his pet. They can also bring one or two of their pet's favorite toys, food, or maybe a taping of the pet's voice. Those boys who do not have pets may create imaginary ones (pet dinosaur? pet gorilla?) and have a showing with drawings and other paraphernalia.

Pet Rocks:



<http://familycrafts.about.com/od/stoneandrock/ss/petrocks.htm>



<http://crafts.kaboose.com/pet-rocks.html>

Pet Rock Home:

<http://www.wikihow.com/Create-a-Home-for-Your-Pet-Rock>



Caring for your Pet Rock:

<http://www.wikihow.com/Care-for-Your-Pet-Rock>



Cat/Dog "I've Been Fed" sign: :

<http://spoonful.com/crafts/ive-been-fed-cat-sign>



Eggimals:

<http://spoonful.com/crafts/herd-of-eggimals>



Pom Pom Pets:

<http://spoonful.com/crafts/pom-pom-party>

Shrink Art Back Pack Dangles:

Using permanent markers, draw dog bones, paw prints, easy cat & dog faces, fish, etc. on white Styrofoam clam shell take-out containers. Cut out the pictures, and punch holes in the top of the shapes with a hole punch. Bake on foil-lined cookie sheets, at about 275 degrees (or more, if the shapes aren't shrinking), for 3-5 minutes. The shapes will shrink to about 1/4 their original size. Using string, attach shapes to a lanyard clip. Add beads if desired.

Pet Treats: make treats for pets, using one of the recipes found in the treat links below.

For more activities, look in:

- ↳ '01 Baloo's Bugle "Man's Best Friend" p. 7-9.
- ↳ '01 Santa Clara "Man's Best Friend" p. 3; 24-28.
- ↳ '05 Baloo's Bugle "Cub Pet Pals" p. 9-12.
- ↳ '05 Santa Clara "Cub Pet Pals" p. 3; 17-19.

Games

Obedience School

Baltimore Area Council

Based on Simon Says, preface the commands with "The Trainer Says" Use appropriate dog tricks or behaviors such as lie down, beg for a treat, roll over, speak (woof), scratch your ear, wag your tail, show your tongue and pant.

Animal Charades

Circle 10 Council

Charades is a great game -- indoors or out -- for toddlers or mixed age groups. Everyone sits in a semi-circle and, one at a time; each child is given the name of an animal to act out (without sound). You can simplify the game by saying -- this is a barnyard animal, an animal from Australia, or the zoo.

For more games, look in:

- ↳ '01 Baloo's Bugle "Man's Best Friend" p. 5-6; 11.
- ↳ '01 Santa Clara "Man's Best Friend" p. 5-6; 18-20.
- ↳ '05 Baloo's Bugle "Cub Pet Pals" p. 7-8; 15-16.
- ↳ '05 Santa Clara "Cub Pet Pals" p. 5-7; 20-23.

Songs (Tiger E6)

Bingo

Baltimore Area Council

There was a farmer, had a dog,

And Bingo was his name-0

B-I-N-G-O, B-I-N-G-O, B-I-N-G-O,

And Bingo was his name-O.

There was a farmer, had a dog,
And Bingo was his name-o.
(Clap)-I-N-G-O, (Clap)-I-N-G-O, (Clap)-I-N-G-O.
And Bingo was his name-O.

(Repeat. Each time replace one more letter of Bingo's name with a clap.)

For more songs, look in:

- ✦ '01 Baloo's Bugle "Man's Best Friend" p. 11-12.
- ✦ '01 Santa Clara "Man's Best Friend" p. 21-23.
- ✦ '05 Baloo's Bugle "Cub Pet Pals" p. 17-18.
- ✦ '05 Santa Clara "Cub Pet Pals" p. 15-16.

Treats

Goldfish crackers & Swedish fish would make good treats.



Animal Track Cup Cakes:

<http://spoonful.com/recipes/cub-cakes>



Puppy Cup Cake:

Use candy and cookies to make puppy face on cup cakes



Cat Cup Cakes:

<http://www.buzzfeed.com/catsparella/25-halloween-cat-cupcakes-1ruv>

For more people & pet treats, look in:

- ✦ '01 Baloo's Bugle "Man's Best Friend" p. 12-13.
- ✦ '01 Santa Clara "Man's Best Friend" p. 29-30.
- ✦ '05 Baloo's Bugle "Cub Pet Pals" p. 12; 18-21.
- ✦ '05 Santa Clara "Cub Pet Pals" p. 23-26.

Tiger Den Meeting #13 – (Colorful world)

Fool the Leprechaun Game

Alice, Golden Empire Council

One boy is chosen to be the leprechaun, and must leave the room while a coin is handed to one of the other players. All the players sit in a circle with the leprechaun standing in the middle.

On signal, the seated players begin passing the coin around the circle, being careful to hide the coin from the leprechaun's view. The coin can reverse direction at any time, and players without the coin can pretend to pass it along to add to the challenge.

When the leprechaun thinks he knows who has the coin, he calls "stop" and names the suspect.

If the leprechaun guesses right, the 2 players switch places. If not, play continues.



WOLF

Wendy, Chief Seattle Council

Wolves are working on Electives #10 American Indians and #14 Pets.

Den Meeting 13: E14 Pets

E14b What to do when meeting a strange dog

E14c Read a book about a pet talk about it at den meeting

E14d Rabid animals.

Den Meeting 14: E10 American Indians

Pet Ideas

For pet ideas, see the Tiger section above.

American Indian Ideas

Native American Items (Wolf E10d):



Baskets: :

<http://spoonful.com/thanksgiving/thanksgiving-traditions-gallery#carousel-id=photo-carousel&carousel-item=26>



Parfleche: <http://spoonful.com/crafts/coffee-bag-sandwich-wrap>

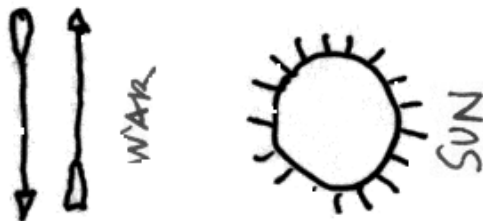
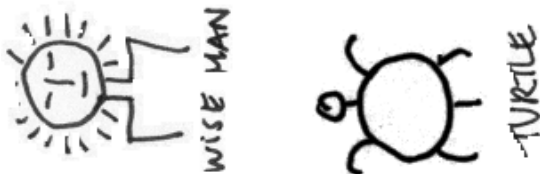
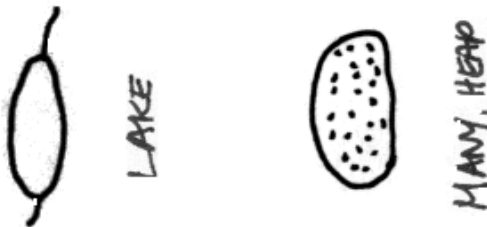

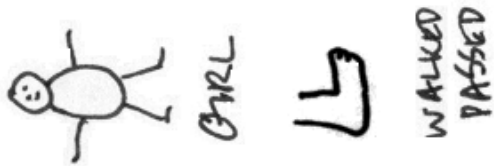
Decorate the sandwich wrapper with stickers. Not sure how well this would keep the sandwich fresh.

Pictograph Story (Wolf E10f)

from '02 Santa Clara Pow Wow Book

Materials: Brown paper grocery bag, marking pens (assorted colors), yarn, ribbon or string.

Directions: Cut bag at seams. Smooth flat. Create an animal skin by tearing edges of bag. Use word pictures to tell a story. When finished, roll up and tie with yarn or string. Indian drawings are in the Wolf book.



Say "hello" in another language (Wolf E22a): "Hau" or "Yahht-e'eh"(Navajo).

Musical Instruments (Wolf E10b)

Drum: using permanent markers, color or trace a native American design onto a beige heavy duty shower curtain. Cut around the patterns, and duct tape it to a large coffee can or plastic flower pot. Alternatively, you can duct tape a plastic plate to the top of the can or pot. Decorate the sides of the drum with paint or more duct tape.



Drum: using permanent markers, color or trace a native American design onto a beige heavy duty shower curtain. Cut around the patterns, and duct tape it to a large coffee can or plastic flower pot. Alternatively, you can duct tape a plastic plate to the top of the can or pot. Decorate the sides of the drum with paint or more duct tape.



Rattle: Cub Scout How To Book, p. 5-42. If you use tree branches and brown craft paper for the paper mache, the rattle looks like it has been made from an animal hide, and looks quite authentic. You can find rolls of craft paper in the painting aisle of the home improvement store.



Rainstick: '6-'7 Program Helps, March p. 6. or the Cardinal District Round Table Handout:

<http://www.cardinaldistrict.net/docs/cubrthandout200702.pdf>

You can use the pictograph story from above to wrap around your rain stick.

Materials: Cardboard tube (wrapping paper tube or mailing tube), aluminum foil, unpopped popcorn or dry rice, brown paper (grocery bag), glue, scissors, crayons or markers, construction paper.

Directions: Cut a piece of construction paper to fit around the tube. Glue paper to the tube, holding in place with rubber bands until dry. Trace around the end of the tube onto a piece of brown paper (or construction paper). Draw a bigger circle around that circle and then draw a lot of spokes between the two circles. Cut along the spokes, Put glue on the spokes and glue the cap onto one end of your tube. (I spread glue around the tube ends, and then scrunched the paper caps over them. I used a rubber band on one end, and wrapped hemp around the other end.) Cut a piece of aluminum foil that is about one and one-half times the length of your tube and about 6 in. wide. Crunch the aluminum foil into a long, thin, snakelike

shape. Then twist the foil into a spring shape. Put the aluminum foil spring into your tube. Pour $\frac{1}{4}$ C. rice or popcorn into your tube. Make another cap from brown paper and cap your tube. Decorate as desired. Turn rain sticks up and down slowly and listen to the sound of rain.

Notes: I spread glue around the tube ends, and then scrunched the paper caps over them. I used a rubber band on one end, and wrapped hemp around the other end. The smaller the grains put into the rain sticks, the softer the sound. I like to use cous-cous. – W.M.



Marshmallow Blow Guns

Cherokee, Central American, South American, and Amazon Indians use blow guns, also called a blow tube or blow pipe. Traditional blow pipes are 3-6 feet long. They use round seeds, clay pellets, or darts as ammunition. Sometimes the darts are poisoned. The blow guns are used to hunt small animals, such as monkeys or rabbits.

Cut 1" PVC pipe into 1 foot pieces. If necessary, use a table knife to scrape the fuzzy edges off the PVC pieces. Decorate the pipes using permanent markers, yarn, feathers, and beads..



Marshmallow Darts

Lay a toothpick at the end of the masking tape, with the top of the toothpick level with the edge of the masking tape. Move the toothpick over $\frac{1}{2}$ inch onto the tape, so the tape sticks to itself and creates a fin. Position the tape so it goes past the toothpick about $\frac{1}{2}$ inch. Fold the tape over on itself to make another $\frac{1}{2}$ inch fin. Cut the tape, and repeat a third time to make a third fin. Make sure the fins are small enough that the darts will fit in the blow gun. Push the toothpick into a mini marshmallow. The boys will notice that the darts fly differently, depending on how they are loaded into the blow gun. This is because the fins are probably not the same size.

Clay Pot: How To Book p. 2-22.

Games:

Rattlesnake Tag

from '02 Santa Clara Pow Wow Book

This is played by Plains, Woodland, Northwest Coastal and Southwest tribes. Since rattlesnakes are found throughout the Americas, this game was developed in many forms by numerous tribes.

Arrange Cub Scouts in a circle about 20 feet in diameter. Blindfold two contestants, the snake and the hunter. Give the rattler a tin can containing some pebbles or a maraca, and stand the two players on opposite sides of the circle. At given intervals, about 15 seconds apart, the group hisses; the rattler responds by shaking his rattle at each hiss. The hunter tries to

touch the snake; after his happens, select a new rattler and hunter.

IMPORTANT safety precaution. Since the players are both blindfolded, they need to move slowly and carefully, listening to each other. If the chief (you) shouts 'STOP,' all players MUST freeze.

Ball Race (Wolf E4f): Played by Southwestern tribes. Each team gets a can (paint a stripe on one so the teams can tell which can is theirs). Each team gets a goal (a blanket on the floor). Like soccer, the object is to kick your can into the goal. Play with both cans at the same time. *Note: you might want to wrap the cans in corrugated cardboard to increase safety.*

Run & Yell: Salish-Kootenai game. Boys take a deep breath, then yell and run. They run as far as they can while yelling. When they need to take a breath, they must stop. The boy that runs the farthest wins.

American Indian House Treats (Wolf E10e)



Edible Tepee: <http://spoonful.com/crafts/tepee-treats>

Edible Igloo

Trapper Trails Council

Ingredients:

1/2 apple, cored; miniature marshmallows; peanut butter

Directions

1. Place apple cut side down on a plate
2. Spread with peanut butter, cream cheese, or frosting all over the outside of the apple
3. Cover peanut butter with the miniature marshmallows
4. Add a tunnel entrance by slicing a banana in half the long way, and then cutting it into 1" – 2" chunks. Place the half-cylinder banana piece by the apple. Cover with peanut butter and marshmallows.

For more Native American ideas, see these themes:

2002 "Native Peoples"

<http://www.scoutingthenet.com/Training/Roundtable/Handouts/02/01/>

2007 "Indian Nations"

<http://www.scoutingthenet.com/scouting/Training/Roundtable/Handouts/07/10/>

Wolf Den Meeting #12

Alice, Golden Empire Council

Arrange to visit the library and have the librarian show how to find books, videos, CDs or other items about Compassion. To celebrate **Dr. Seuss' Birthday & Read Across America Day** you can read "Horton Hears a Who" – it's a book that teaches compassion by example in a really fun way!



BEAR



Bear Ideas by Felicia

Core Value - Resourcefulness

Theme - Turn back the clock

Bear Achievements:

Note from Commissioner Dave -

In these meetings the boys are doing Achievements but by now your Cubs should be finished earning their Bear Badges and be working on Arrows. The fact the meeting numbers are letters tells you these are planned for recording as Arrow point Electives. But if your Cubs have not yet earned their Bear badges, these will work as Achievements. (Yes, Nuclear Engineers are good at double speak) CD

Meeting Plan # D

DO Build a Model (rockets), Achievement 21f & g

Meeting Plan # O

DO See a Model, Achievement 21e

Meeting Plan # P

DO Family Fun, Achievement 10a

Den Plan D, Build a Model, Ach f & g



Here is an Alka-seltzer rocket

<http://spaceplace.nasa.gov/pop-rocket/>

<http://www.popsi.com/diy/article/2013-01/build-and-launch-mini-rocket>

MATERIALS

Paper
Pencil
Scissors
Glue
Alka-Seltzer tablets
Water
Empty film canister with seal inside bottle *see below*



- 1 Design your rocket out of paper & glue them together. You will need a cylinder, a nose cone, & a pair of fins. It should stand around 6" (15 cm) tall & be approximately 1½" (3.75 cm) in diameter.
- 2 Open the film canister & drop one-half of an Alka-Seltzer tablet into it.
- 3 Fill the canister half full of water & snap the cap closed. Slide the rocket over the canister, place the assembly cap-down, & get back. Watch the rocket blast off.




Bendy Straw Rocket

<http://dollarstorecrafts.com/2011/07/man-crafts-bendy-straw-and-paper-rockets/>

Using paper cut-outs, toothpicks & bendy straws you can make your own flying rockets!

- computer printer + paper
- scissors
- bendy straw
- thread
- toothpick
- adhesive tape



1. Pick a picture of a rocket – make 3” paper rockets – you will need 2 one for the front & one for the back of your rocket.
2. Cut different lengths, 4” (10cm) or less, of red, yellow & orange thread to be the rocket exhaust.
3. Put the threads & the toothpick between the 2 rockets. The threads & toothpick go toward the bottom end of the rocket, with the toothpick 2/3 exposed.
4. Tape or hot glue to secure everything in place.

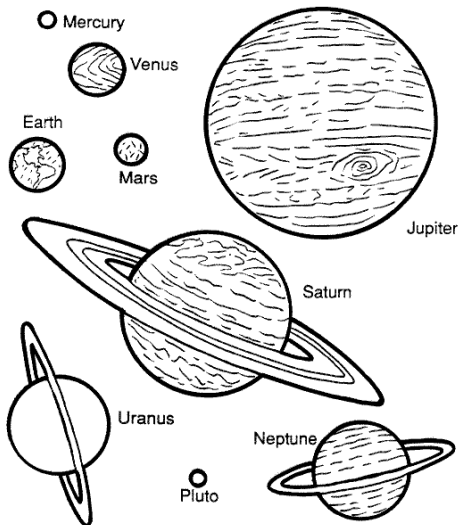
Place the toothpick end in the short end of the bendy straw, take a deep breath & blow into the long end of the straw. The rocket will fly out.

Free cartoon rocket images to use for the bendy straw rocket can be found here.

http://www.123rf.com/stock-photo/cartoon_rocket.html

Research Rocket Building. See the *Cub Scout Leader How-To Book* No. 33832 (*this is not in the current publication*), www.scoutingmagazine.org/issues/0611/a-redy.html (for an article on *Water Rockets*) and <http://wwong.homestead.com/rockets.html> a wonderful website by Wesley Wong of the Pioneer District. The following rockets are just a small sample of the great things on this site & in the POW WOW 2007 - Fun with Rockets! Manual you can access there. If your pack wants to run a rocket derby – everything you need to know can be found there.

Use your paper rocket to play a **Planet**



Game

Make a sun out of yellow paper. Write the planet names and point values onto paper planets. The farther away a

planet is from the sun, the more points it should have. If you have the room to make orbital rings you can make these out of string, twine, or even curling ribbon. (*If you plan to play outside – you may want to draw you solar system with sidewalk chalk – so it wont blow away*). Place your sun on the floor, then 1 foot away from your sun put your Mercury, 2 feet from your sun - Venus, 3 feet from your sun - Earth, 4” Mars, 5’ Jupitar, 6’ Saturn, 7’ uranus, 8’ Neptune, & 9’ Pluto. Use your homemade rockets to aim for the targets.

Free Coloring pages of each individual planet can be found here:

http://www.windows2universe.org/coloring_book/index_beg_edu.html

<http://www.enchantedlearning.com/subjects/astronomy/activities/coloring/>

Download or listen to a free educational **song**

ZOOMING ROCKET. <http://www.kidsknowit.com/educational-songs/play-educational-song.php?song=Zooming%20Rocket>



Sausage & colored pepper rocket

<http://www.annabelkarmel.com/recipes/party-food/sausage-rockets>

Banana Rocket Snack

Directions on using: a banana, 3 celery slices, 2 orange wedges, & ½ C of popcorn to make a rocket snack can be found at the following link.

<http://voices.yahoo.com/video/healthy-snack-idea-kids-banana-rocket-263014.html?cat=5>

Jokes:

Why was the rocket hot in anger?

He got fired!

What did the astronaut get when the rocket fell on his foot?

Mistletoe.

What do astronauts do when they get angry?

Blast off!

Why couldn't the astronaut book a room on the moon?

Because it was full.

How do astronauts serve dinner?

On flying saucers

<http://www.sciencekids.co.nz/jokes/space.html>

Den Plan O, See a Model, Ach 21 e

If you don't know of any, ask around. In my town there is a historic theater building that has been converted into shops. Inside they have a model of the theater in its original condition. Some museums, historical associations, or other organizations may have a model you can take the boys to see.



Make a **model train you can eat** (no baking required) See the following site for the directions.

<http://www.annabelkarmel.com/recipes/party-food/kid-birthday-cake-train>

Den Plan P, Family Fun, Ach 10



Achievement 10a.

Visit a park, museum, airport, seashore, farm or ranch, performance, go bowling, etc

Achievement 10b

Make a game to play with your family.



Make a sandwich game

1. = Bread

2. = Mustard
3. = Cheese
4. = Pickles (or other topping of choice)
5. = Lettuce (or other topping of choice)
6. = Tomato (or other topping of choice)

Once all your sandwich pieces are cut you can play the game! This game is played like 'Cootie'. The object of the game is to roll the die and create a sandwich. Everyone starts with nothing. All players take turns rolling the die, when someone rolls a 1 they get to take a piece of bread. Once a person has their bread, they then need to roll a 2 and put the mustard on the bread. For the toppings: the numbers and parts can be acquired in any order. When a player has 1 of each topping he must roll a 1 to finish with a slice of bread. The first person to finish making a sandwich with all the toppings and 2 slices of bread wins the game!

NOTE: For your pieces, you could use colored paper, magazine pictures, felt, scrap material, wallpaper samples, etc....

Another way to play is to make a pizza see the following for directions:

<http://familycrafts.about.com/cs/homemadegames/a/blpizgame.htm>

Here is a **site** with some neat **games to make:**

<http://craftyjournal.com/homemade-kid-games/>

**Bear Den Meetings #12-#13 –
Sharing Your World With Wildlife**

Alice, Golden Empire Council


Celebrate Buzzard Day on March 13th, and learn some Fun Facts about Buzzards and why they are so important to us - check under Core Value Related. Find out what would happen if all the buzzards suddenly disappeared! Find out how different animals, even those we don't like much, can have a positive role to play in our world. (Think about snakes, for example)

**"A bear lifted me up so I could see
all the earth...he said**



**I may jump among high cliffs and
I shall never die." -Full Mouth (Crow)**

WEBELOS DENS



Joe Trovato,
WEBELOS RT Break Out Coordinator
Westchester-Putnam Council

Have a question or comment for Joe??
Write him at
madyson54@hotmail.com



Core Value for March Compassion

Compassion: Being kind and considerate and showing concern for the well-being of others.

"Be kind, for everyone you meet is fighting a harder battle."
— Plato

Compassionate individuals learn about different cultures and all different types of people. They show respect and acceptance and learn about how to stand up for what's right. This month, consider activities, books, videos, magazines, articles, organizations, websites, and other resources to provide examples of compassionate work to your scouts. As a leader it is important that you model compassion in dealing with the scouts or others when in front of your scouts. We've all heard the expression, "Do as I say, not as I do." Children watch carefully how adults treat others. By modeling compassion towards others, you are teaching them what you value. Age-appropriate service projects with your Webelos den is a great way to show compassion. However, have you thought about what community service you perform, and having your Webelos Scouts come with you to observe adults volunteering

and showing compassion to their fellow man? If you volunteer you are setting an example of compassion. Service projects should be somewhat challenging and also an activity where it is evident to your scouts that the outcome is helpful to others. It need not be dramatic, but just something that leaves a lasting impression of compassionate service to others. Two simple examples might be visiting a senior citizen home (maybe have the scouts help with a craft activity or do a flag ceremony on a holiday) and a children's hospital (make a sick child's wish for a toy or other activity come true). Finally, one of the most significant compassionate activities anyone can master is the art of LISTENING. Webelos scouts are often doers, and (like many adults) fail to actively listen to what others are saying, instead internalizing to their own experience and failing to fully understand the issues presented by the speaker.




Kanji

http://www.peacelearningcenter.org/kanji_listening

The Japanese provide a simple approach to active listening. The symbol for active listening is made up of five smaller symbols, when placed together it is called KANJI. Kanji listening means to listen to a speaker you must use all the senses. Specifically, you use your eyes, ears, heart and mind to give your undivided attention. The Peace Learning Center has an interactive Kanji symbol that I found wonderful to use with scouts to foster discussion about compassionate interaction with individuals. Active learning is a skill that will help your scouts as they mature.

Book Corner



Check out pages 4-3 and 4-6 of the *Cub Scout Leader Book* for more on **compassion**. In addition, don't forget that as a WEBELOS leader, **compassion** plays a role in guiding your scouts to success. See page 15-5 for some suggestions on how

a Leader can help his scouts deal with everyday problems and stresses. For more on Service Projects, see page 15-4.

The CS Leader Book is on-line at:

http://www.scouting.org/filestore/hispanic/english/33221_WEB.pdf

The *How-To Book's* discussion of Leader/Scout relationship on pages 1-12 and 1-13, echoes the need for us leaders to be compassionate in our dealing with the Scouts mentioned in the *Cub Scout Leader Book*. As role models, the scouts will emulate our leadership in their dealings with others.

The CS How To Book is on-line at:

http://www.scouting.org/filestore/hispanic/english/33832_WEB.pdf

Meeting Planner



This month's meeting plans the **Webelos Den** (*First year Webelos*) working on the Craftsman badge and doing some work at home on Scholar and Artist.

Meeting 13: Craftsman.

Do: Craftsman 1, 2

HA: Review Craftsman, Scholar, and Artist chapters.

<http://www.scouting.org/filestore/CubScoutMeetingGuide/webelos/WebelosMeeting13.pdf>

Meeting 14: Craftsman.

<http://www.scouting.org/filestore/CubScoutMeetingGuide/webelos/WebelosMeeting14.pdf>

In March, **The Arrow of Light Den** (*Second year Webelos*) work on Communicator and Sportsman.

Meeting 13: Communicator.

Verify: Communicator 11-14 (or alternatives)

Do: Communicator 3, 4, 6

HA: Review Sportsman chapter.

<http://www.scouting.org/filestore/CubScoutMeetingGuide/ArrowofLight/ArrowofLightMeeting13.pdf>

Meeting 14: Sportsman. Do: Bicycle belt loop

<http://www.scouting.org/filestore/CubScoutMeetingGuide/ArrowofLight/ArrowofLightMeeting14.pdf>

Flag Ceremony



March Flag Ceremony

You may want to incorporate the **CUB SCOUT NEIGHBORHOOD CODE** in a ceremony acknowledging the compassionate work done by your Webelos den.

Remember, one of the 10 **Purposes of Cub Scouting** is **Friendly Service**.

(Have three Webelos scouts offstage, ready holding the flags (the Color Guard). The US Flag is on the right, then State flag (if available), then Pack flag on the far left. Additionally, one Webelos scout acts as the **Leader** and two other flank the US and Pack flags as **Readers**.)

Leader: "Color Guard, advance!"

The audience and Scouts all rise.

Leader: "Color Guard, advance!"

(Wait for color guard to reach the front)

Leader: "Color Guard, Halt!"

Leader: "Color Guard, Cross the Colors!"

(US Flag crosses in front of others to left-most flag stand, and then states, then troop flags. wait for flag bearers to move to the flag pole stands)

Leader: "Color Guard, Post the Flag of Pack 123!"

Leader: "Color Guard, Post the Flag of the Great State of [your state name]!"

(US Flag remains held by bearer)

Leader: "Our flag stands for all that we hope to be and have the courage to try for. Let us join in a salute to the red, white and blue. Scout Salute (those not in uniform place their right hand over their heart). Please recite the Pledge of Allegiance!"

Leader: "TWO!"

(Everyone drops salute)

Reader 1: [Here your Webelos Scout provides a short description of a recent community project or good turn done by the den or pack.]

Leader: "Cub Scout Sign!"

(Everyone raises right hand making the Cub Scout sign)

Leader: "Please join us in reciting the Cub Scout Neighborhood Code"

Reader 2: Lead it by the repeat-after-me method.
(Slant-marks indicate pauses.)]

I will do my best/
To make my neighborhood/
A good place to live./
I will set a good example/
By keeping my sidewalks/
And grounds clean./
I will not litter./
I will not damage/
Private or public property./
I will be a good neighbor/
By trying to be/
Helpful and friendly to others./
I will respect other people./

Leader: "TWO!"
(Everyone drops Scout sign)

Leader: "Color Guard, Post the Flag of the
United States of America!"

Leader: "Color Guard, Honor your Colors!"
(Flag bearers salute the US flag)

Leader: "Color Guard, return to ranks!"
(Wait for flag bearers return to formation
and all people to sit)

Den Meeting Helpers

These activities can be used for the gathering or to
reinforce/satisfy badge requirements.

WEBELOS



CRAFTSMAN



CRAFTSMAN IDEAS
Circle 10 Council



- P Visit furniture factory, lumber mill or lumberyard.
- P Some local home centers offer special weekend classes for Webelos age children.
- P Invite someone to give a demonstration on the safe use of tools.
- P Visit a construction site or find out about helping with a Habitat for Humanity project.
- P Visit a tannery or leather goods manufacturer.
- P Invite someone to give a demonstration of leather craft and explain how to use leather tools.
- P Invite someone to give a demonstration of metal work, using tin snips and a vise.
- P Have a nail-driving contest.
- P Build a bridge for pack crossover ceremonies; tie it into the Engineering pin.
- P Tie in with the Scholar pin and discuss how education helps when doing crafts and working in the technology field.

THE UPSET TOOLBOX
Circle Ten Pow Wow 1998



Oops! The toolbox has been upset and all of the tools fell out!
This list is a group of tools with the letters scrambled.
Can you straighten them out?

- 1) urel _____
- 2) aws _____
- 3) lnai _____
- 4) memhar _____
- 5) elrwot _____
- 6) alnep _____
- 7) careb _____

- 8) itb _____
- 9) rescw virder _____
- 10) velel _____
- 11) cenhrw _____

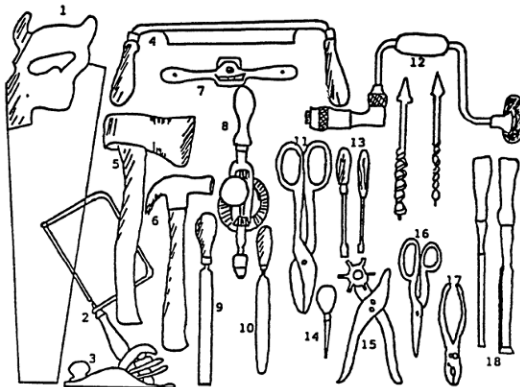
Answers -

- 1) urel = rule
- 2) aws = saw
- 3) lnai = nail
- 4) memhar = hammer
- 5) elrwot = trowel
- 6) alnep = plane
- 7) careb = brace
- 8) itb = bit
- 9) rescw virder = screw driver
- 10) velel = level
- 11) cenhrw = wrench

TOOL IDENTIFICATION

Santa Clara Council Pow Wow 1999

Pictured below are some of the basic tools Webelos Scouts may use when working with wood, leather or tin. See how many you can name.



- 1) _____
- 2) _____
- 3) _____
- 4) _____
- 5) _____
- 6) _____
- 7) _____
- 8) _____
- 9) _____
- 10) _____
- 11) _____
- 12) _____
- 13) _____
- 14) _____

- 15) _____
- 16) _____
- 17) _____
- 18) _____

Answers

- 1. Saw
- 2. Coping Saw
- 3. Plane
- 4. Drawknife
- 5. Hand Ax
- 6. Claw Hammer
- 7. Spokeshave
- 8. Hand Drill
- 9. File
- 10. Half-round File
- 11. Tin Snips
- 12. Brace and Bits
- 13. Screwdrivers.
- 14. Awl
- 15. Leather Punch
- 16. Shears
- 17. Pliers (slip-joint)
- 18. Chisels



Power tools are not appropriate for use by Cub Scouts. (See age-appropriate guidelines for Scouting activities at www.scouting.org/HealthandSafety/Resources/AgeAppropriateGuidelines).

PEN OR PENCIL HOLDER



This is a simple project using a hand saw, a drill or brace and bit and sandpaper. Find a dry fallen branch and be creative.

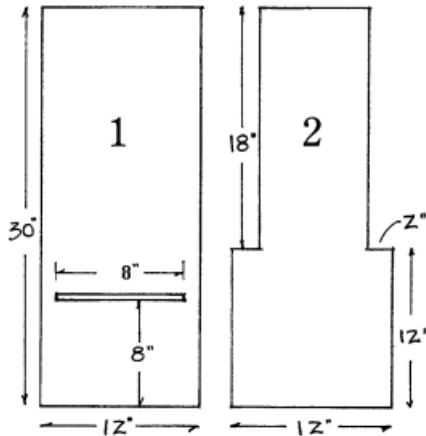
CAMP CHAIR



Materials needed:

- ✓ 2 boards, 3/4" x 12" x 30" coping saw
- ✓ screws and screwdriver
- ✓ sandpaper
- ✓ hammer
- ✓ paint and varnish

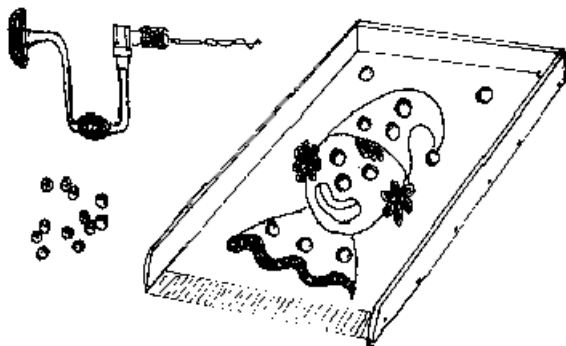
Cut chair back and set pieces from plywood, following the illustration.



To cut out the slot, first drill a hole in marked area so you can put coping saw blade in position to cut. Sand smooth. Using the sides cut out of piece #2, make 2 strips 12" long. Screw one of the strips above the slot on the back of piece #1 and the other below the slot on the front of the same piece. Paint and varnish as desired. How about your name and den name? Assemble the chair by slipping piece #2 into the slot in piece #1.

GAME OF CHANCE

Circle 10 Council




Use a piece of 1/4" plywood 12" x 18" for the base of this game. Plane one end of the board to a feather edge. Sand the board smooth, then draw design and bore holes in appropriate places with a 1/2" auger bit. Sides are attached with small brads driven through the base. Number values may be painted or glued on.

Shellac the whole project when finished and let dry. Object of the game is to get all your marbles into the holes while

hooting from a distance. Distance can vary depending on age of boys shooting.

TIN CAN LANTERNS

Santa Clara Council



Materials:

- ✓ A tin can with frozen water in it (this makes the holes easier to punch),
- ✓ hammer, nails,
- ✓ paper, pencil or pen,
- ✓ scissors,
- ✓ masking tape, and
- ✓ old towel and a small candle and candleholder.

In Mexico, people often light their houses at Christmas with simple tin lanterns. They are decorated with lacy patterns of punched holes. Candlelight glowing through the holes creates dozens of flickering "stars".

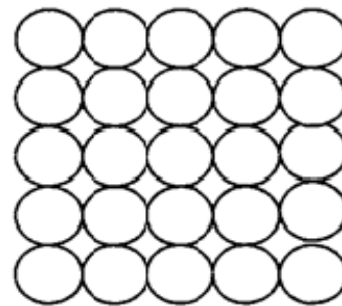
Make a paper pattern that will fit around the can. Draw designs on that paper that you can follow as you punch the holes in the can. Cut your pattern out. Wrap the pattern around the can and tape the pattern down with masking tape. Lay the can of frozen water on the towel. Hammer evenly spaced holes through the lines of your pattern.

When the holes are all made, place a small candle holder and candle into each can. Votive candles work well.

An aluminum funnel can be placed over the top.

WOODEN TRIVET

Santa Clara Council



Materials:

- ✓ 1 dowel - 4' x 1"
- ✓ Table saw
- ✓ Sandpaper
- ✓ Waxed paper
- ✓ Carpenter's glue
- ✓ Felt, 6"X6"

Cut the dowel into slices about 1 1/2" thick using table saw. Sand any rough edges. Lay a piece of waxed paper on the working surface. *It can be easily removed from the trivet after the glue has dried.* Begin gluing the slices together as shown in the picture. When glue has dried, pull away the waxed paper. Cut the felt piece to fit the back of the trivet. Glue in place.

Webelos Craftsman #12-#13
Alice, Golden Empire Council

- ★ Make a Tray for a Girl Scout Troop or as a project to donate to a charitable organization, or a Flag Box for a Veteran's Group or Family for GI Day, or another project that would show compassion.
- ★ Make a set of puppets and a puppet theater for a group of children.

ARROW of LIGHT



COMMUNICATOR



COMMUNICATOR IDEAS



- ✓ Play some games that demonstrate how important good communication is every day.
- ✓ Learn to say several phrases in sign language.
- ✓ Have the boys write their own newspaper.
- ✓ Have fun with blindfolds and giving directions.
- ✓ Find a book in Braille and share with the boys.
- ✓ Learn a new code and have the boys send an important message to each other, to another den or home. Have the boys teach someone how to decode their message.
- ✓ Invite a ham radio operator to come and talk about what he does.
- ✓ Invite someone who makes commercials or advertisements come and discuss why communicating is important in his work.

Secret Sounds



Use prerecorded sounds or have den chief produce sounds from behind a screen or another room. Webelos listen as each sound is produced and then write down what they think the sound is. Example: Sandpaper rubbing against something; a deck of cards being flipped into the air, a golf ball or Ping Pong ball, bouncing on a bare floor; bursting of a paper bag; etc.

Phonetic Alphabet

A phonetic alphabet is a list of words used to identify letters in a message transmitted by radio or telephone. Spoken words from an approved list are substituted for letters. For example, the word "Navy" would be "November Alfa Victor Yankee" when spelled in the phonetic alphabet. This practice helps to prevent confusion between similar sounding letters, such as "m" and "n", and to clarify communications that may be garbled during transmission.

Phonetic Alphabet			
A	Alpha	N	November
B	Bravo	O	Oscar
C	Charlie	P	Papa
D	Delta	Q	Quebec
E	Echo	R	Romeo
F	Foxtrot	S	Sierra
G	Golf	T	Tango
H	Hotel	U	Uniform
I	India	V	Victor
J	Juliet	W	Whiskey
K	Kilo	X	X-ray
L	Lima	Y	Yankee
M	Mike	Z	Zulu

TRY: 1. Have each Webelos Scout spell his first name using the phonetic alphabet. **2.** Have each scout spell out a word using the phonetic alphabet and have the others guess what the word is.

Invisible Writing



Equipment: Hot light bulb, Paper, White crayon, White paper, Water colors, Paint brush, and one of the following: milk, vinegar, lemon / orange / grapefruit/ apple/ onion juice, soda pop, or sugar water.

Invisible Writing can be accomplished in many ways - milk, vinegar, lemon/ orange/ grapefruit/ apple/ onion juice, soda pop, and sugar water all dry invisible but when put next to a hot light bulb, they will darken so they can be read.

Another method that works: Draw your message in code or in picture writing using a white crayon on white paper. The receiver uses watercolors to find the message.

Rules for On-Line Safety Internet Safety



- 1) I will talk with my parents so that we can set up rules for going online. We will decide on the time of day that I can be online, the length of time I can be online and appropriate web sites for me to visit. If I want to visit other web sites, I will get their permission first.
- 2) While I'm online, I will not give out personal information such as my address, telephone number, and parents' work addresses/telephone numbers, or the name of my school without my parents' permission.
- 3) I will tell my parents right away if I come across any information that makes me feel uncomfortable.
- 4) I will not respond to any messages that are mean or in any way make me feel uncomfortable. It is not my fault if I get a message like that. If I do, I will tell my parents right away so that they can contact the online service.
- 5) I will never agree to get together with someone I meet online without first checking with my parents. If my parents agree to the meeting, I will be sure that it is in a public place and I will bring a parent or my adult guardian along.
- 6) While I'm online, I will never send a person my picture or anything else without first checking with my parents.

They can use a computer program to set it up.

Sign Language

National Institute of Health



THANK YOU!

American Sign Language (ASL) is a complete, complex language that employs signs made by moving the hands combined with facial expressions and postures of the body. It is the primary language of many North Americans who are deaf and is one of several communication options used by people who are deaf or hard-of-hearing.

No one form of sign language is universal. Different sign languages are used in different countries or regions. For example, British Sign Language (BSL) is a different language from ASL, and Americans who know ASL may not understand BSL.

Where did ASL originate?

The exact beginnings of ASL are not clear, but some suggest that it arose more than 200 years ago from the intermixing of local sign languages and French Sign Language (LSF, or Langue des Signes Française). Today's ASL includes some elements of LSF plus the original local sign languages, which over the years have melded and changed into a rich, complex, and mature language. Modern ASL and modern LSF are distinct languages and, while they still contain some similar signs, can no longer be understood by each other's users.

How does ASL compare with spoken language?

In spoken language, words are produced by using the mouth and voice to make sounds. But for people who are deaf (particularly those who are profoundly deaf), the sounds of speech are often not heard, and only a fraction of speech sounds can be seen on the lips. Sign languages are based on the idea that vision is the most useful tool a deaf person has to communicate and receive information.

ASL is a language completely separate and distinct from English. It contains all the fundamental features of language—it has its own rules for pronunciation, word order, and complex grammar. While every language has ways of signaling different functions, such as asking a question rather than making a statement, languages differ in how this is done. For example, English speakers ask a question by raising the pitch of their voice; ASL users ask a question by raising their eyebrows, widening their eyes, and tilting their bodies forward.

TRY: Recite the Boy Scout Law using the America Sign Language alphabet to show the first letter of the word (T for trustworthy, etc.).

- Cut out the item above. Paste the outside circle on cardboard and cut around.
- Paste the inner circle on another piece of cardboard and cut around.
- Place the smaller (inner circle) on the larger (outside circle)
- Use a hole punch on the center of each. Place a pin or other device through both.
- Spin and have fun with your secret code!

SPORTSMAN



REQUIREMENTS FOR THE BICYCLING BELT LOOP


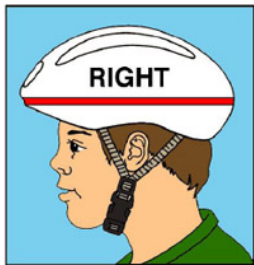
Complete these three requirements:

- Explain the rules of safe bicycling to your den leader or adult partner.
- Demonstrate how to wear the proper safety equipment for bicycling.
- Show how to ride a bike safely. Ride for at least half an hour with an adult partner, family, or den.

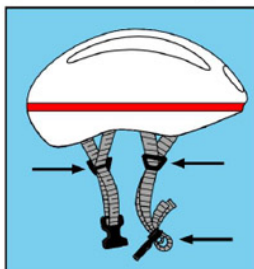
Safety

Garden Grove Police Department

Wear your helmet, and wear it properly. The helmet will not help you in a crash if it is not buckled or worn too far back on your head or the wrong size or is hanging off of the handlebars. 80% of bike related deaths involve head injuries. Helmets reduce the risk of head or brain injuries by 88%.



Wear the helmet flat on the head, not tilted back at an angle!



Make sure the helmet fits snugly and does not obstruct the field of vision. Make sure the chin strap fits securely and that the buckle stays fastened.

1. Follow all the same rules of the road as vehicles and obey all traffic signs and signals. Failure to do so results in about 10% of the injuries and 8% of the fatalities in vehicle vs. bike crashes.

2. Do not dart out into traffic from between cars. When a car strikes them, most parents are shocked to find out their children are put at fault for the collision, which literally adds insult to injury. Most of these collisions occur on quiet residential roadways where most children think they are safe to disobey traffic laws. They need to be reminded to ride safe every time on every trip.
3. Always go with the flow of traffic. A car at a corner often hits cyclists riding against the traffic flow where the car is making a right turn. This and other wrong-way driving are associated with 21% of injuries and 8% of fatalities in bike/car crashes.

Six Point Bicycle Safety Check

Do a safety check each time you ride your bike! (click on each number of the safety check)

1. Check your tires!
Are they in good shape?
Are they the right pressure?

6. Check the fit.
Are you comfortable?
Have good control?



2. Check the wheels.
Do they spin freely?

3. Check the lights.
Do they work? Are the reflectors secure?

5. Check the seat and handlebars.
Are they properly adjusted?
Are they comfortable?

4. Check the brakes.
Are they too stiff or too loose?

For more see

http://www.be-safe.org/css_com/bicycle/index.html

Top Bicycle Safety Rules

www.nhtsa.gov



1. Always wear a properly fitted bicycle helmet to protect your head – every time you ride.
2. Use a bicycle that is the appropriate size for you, not one that is too big.
3. Before you ride make sure you don't have any loose clothing, drawstrings, or shoelaces; they can get caught in your chain and make you fall.
4. Have an adult check the air in your tires and that your brakes are working before you ride.
5. Wear bright clothes so others can see you at all times of the day.
6. Stay alert at all times; never listen to music when riding. Pay attention and watch for cars, people, and other bicyclists around you.
7. Don't bicycle at night. If you must ride, make sure your bike has reflectors and lights and wear retro-reflective materials on your ankles, wrists, back and helmet.
8. Before you enter any street or intersection check for traffic by looking left-right-left to make sure no cars or trucks are there.
9. Learn and follow the rules of the road.

ADDITIONAL ADVANCEMENT IDEAS

Alice, Golden Empire Council

These are additional ideas. Maybe your Cubs did some advancement in camp and you got to skip a section. Maybe your den is above average and streaking through the program. Maybe you want some ideas to tie into the Core Value of the month. Maybe your presenter or field trip for that week fell through and you need a Plan B. Here are ideas you can use!!

CD and Alice

These Advancement Ideas are based on the **Core Value for March – Compassion**. Some can be used in the den or in the family, and will help each boy to understand and practice the value. The Achievements, Electives or Activity Pins which are underlined also match the suggested activities for Meeting #13 or #14 for that rank.

Remember that some Belt Loops, such as **Good Manners**, and some Special Patches, such as **Good Turn for America**, or **Disability Awareness** will also help achieve the value of **Compassion**.

Tiger Achievements

Ach. #4F - Family Activity

At a family meal, have each family member take turns telling the others one thing that happened to him or her that day. Remember to practice being a good listener while you wait for your turn to talk. Try to share some examples of people being kind to one another, or showing compassion.

Ach. #4D – Play “Tell It Like It Isn’t” – and point out how easy it is for us to misunderstand someone else, or think they are trying to hurt our feelings.

Tiger Electives

Elect. #1 - Think of a time when your family celebrated something, and tell the den about it and how it made you feel – and how good it is to feel part of the group.

Elect. #3 – With your family, play a board game or put a puzzle together – practice being kind, taking turns and not arguing or boasting

Elect. #5 – Make a family mobile – make sure you think about what each person is good at or likes to do; talk about how each family member is important to the group

Elect. #8 – Invite a religious leader to visit the den and ask them to talk about how important it is to treat others in the right way – they might also share some projects or activities that help people

Elect. #14 – Read a short story – pick one that teaches about compassion, like “Horton Hears the Who”

Elect. #26 – Learn about and practice good phone manners – it’s important to treat everyone kindly

Elect. #31 – Learn about animals so you will appreciate them and know how to help take care of them.

Elect. #43 – Visit a veterinarian or groomer and learn how to take care of animals – learn the right way to behave around an animal, and how to make them feel comfortable. You could

also visit a shelter and take blankets and towels or pet food as a service project.

Wolf Achievements

Ach. #6a, c – Practice having a cheerful and positive attitude – it will rub off on others! If a den member shows their collection, be sure to listen and tell them something positive about their collection.

Ach. #8c, d – When you help fix a meal or make your own breakfast, remember that sharing the work and cleaning up after yourself can make your mother or someone else feel good

Ach. #10b – Make a game to play with your family – make sure everyone gets a fair turn, help younger siblings if they need it, and practice saying only positive comments; congratulate or encourage everyone;

Ach. #10d – Read a book or Boy’s Life article that demonstrates someone being compassionate; **Ach. #10g** – Use only kind words and actions when playing a board game with your family

Wolf Electives

Elect. #1c – Learn to write your name using ASL – think about how a deaf person must learn the language, be able to use their hands quickly, and how it would feel if you couldn’t hear what anyone was saying

Elect. #1d – Use 12 American Indian signs to tell a story – Was it hard to learn the signs? Do you know if any of the signs are used today in other ways? Why do you think they worked – sometimes even if the other person didn’t know the language? Was there a really good reason to use sign language? (maybe so you could stay quiet in a dangerous place, so someone who didn’t know your spoken language could follow the story)

Elect. #2 – If you put on a skit about Compassion, like the Good Deeds skit about Baden-Powell.

Elect. #4 – Practice being kind and encouraging and showing good sportsmanship, as you play any of the games.

Elect. #6 – Visit a library and find out how to find a story, poem, magazine or newspaper article about Compassion; Choose a book about Compassion and read it, then discuss it with an adult.

Elect. #10 – As you do any of the activities about Native American life, look for examples of their ingenuity and caring for the earth – how they used materials available to them and didn’t waste anything – Understanding and appreciating others helps us to be compassionate. Or make some Indian Fry Bread using canned biscuits drizzled with honey.

Elect. #11c, f – Learn the words of three Cub Scouting Songs – try the ones that have something to do with kindness and compassion – Sing a song with your den at the pack meeting

Elect. #14 – Take care of a pet – understand what your pet needs and how he deserves to be treated; think about what he adds to your world

Elect. #20 – As you participate in any of the sports requirements, remember to be kind, show support for others, and never hurt another person’s feelings – Talk about the

difference between enjoying a challenge or a victory and belittling someone else.

Elect. #22a, b, e – Learn to say some words in another language – and remember that their language is just different from yours – imagine how you would feel if everyone around you spoke another language; If you know someone who doesn't know English, imagine how they might feel when everyone is laughing – do you think they might feel everyone is laughing at them? If you have a chance to invite a boy to join Cub Scouts, or to help another boy earn his Bobcat, remember to be kind and encourage him. (You didn't know the Law at first either!)

Elect. #23d – When it's time to "Buddy Up" don't always avoid the new boy, or the one who isn't as fast, or who doesn't know all the rules yet – give him a chance and pick him for your Buddy!

Bear Achievements

Ach. #1b – List and practice ways you can practice your religion by being kind and thoughtful toward others.

Ach. #3b – Find out about two famous Americans (look for someone who was compassionate); Tell what they did or how they improved our way of life. *Consider those who invented equipment or methods that help those with disabilities to fit in – or those who treated everyone with equal respect.*

Ach. #4 – Learn all about Johnny Appleseed and how his actions made life easier for thousands of others; look for examples of compassion, kindness or being helpful in the other folklore examples – and learn if they were based on true stories or real people. *In Sacramento, you can visit the Western terminus of the Pony Express – check out which characters came from your region.*

Ach. #5 – Learn about sharing your world with wildlife, about your favorite animals, how you can help them survive, learn about the people who help wildlife in many different ways, visit a zoo, nature center or other wildlife area. When you visit animals in the wild or in an organized area, be sure to follow the rules and treat the animals with respect.

Ach. #6 – Learn about and practice caring for your planet – recognize that it's the only planet we have to live on, and that we must conserve resources and find ways to share water and other limited resources with everyone. Take part in a project that benefits your neighborhood, the planet, and maybe even a local charity! (see some ideas under Pack & Den Activities)

Ach. #9b, f – Make a snack for your den or your family – try one of the ideas in Cub Grub. You could celebrate Johnny Appleseed and the value of a smile, take better care of your body by making a healthy "walking" snack, or enjoy an Irish scone to honor St. Patrick's Day.

Ach. #10 – Remember to be kind and thoughtful of other family members as you work on these requirements.

Ach. #12b – Go on a hike with your family and pick up trash – show you understand how important it is to take care of your planet.

Ach. #15 – Remember to be compassionate, act with kindness and good sportsmanship as you play any of the games – try one from the Games section!

Ach. #16 – Don't forget to cheer on others and keep a good attitude while you are Building Muscles.

Ach. #18e – Write a thank you note to someone – if they have been thoughtful to you or have shown you how to be compassionate, tell them how it made you feel and why you think they are so great.

Ach. #23 – Show good sportsmanship, and avoid contention when you play any of the sports. Never make fun of someone else who makes a mistake.

Ach. #24a, e – Help a boy join Cub Scouts or finish his Bobcat; Learn how to be a leader without being a bully or following others in a bad choice that will bring harm to someone or something

Bear Electives

Elect. #9 – Make an art project that will help others value the earth or its wildlife; if you visit a museum, look for examples that make you feel like you want to preserve the natural beauty of the earth, or learn more about the world of nature and how to protect it.

Elect. #10b – Make a mask of a favorite animal; you might display with information about the animal and how it contributes to the world of nature

Elect. #11b,c – If you like to do photography, mount some pictures that will show the value of wildlife or our planet - display at the pack meeting

Elect. #12 – Make any of the Nature Crafts to help people see the beauty and value of taking care of our planet

Elect. #15 – Learn about Water and Soil Conservation and spread the word so others will want to help protect our environment

Elect. #25b – Go on a short hike with your den, using the Buddy System – Be sure that no boy feels like he isn't wanted, or doesn't have anyone willing to be a buddy. Encourage others to include every boy by your example.

Webelos Dens

Artist #8, 9 – Make a mobile or art construction that celebrates the unique value of each member of your family, den or part of the environment.

Citizen # 10, #11, #13 – With your Webelos den or your family, visit a community leader, learn about his duties and ask him/her about the need for respect, kindness and understanding between community leaders, groups and individuals. Ask if there are specific examples to demonstrate compassion in your community; Write a short story about a great American who demonstrated compassion, understanding and fair treatment; List the names of three people you think are good citizens and tell why you chose them – include examples of their compassion for others.

Communicator #1, #9, #10, #12 – Play the Body Language game with your den and consider how actions can send a positive or negative message, especially when someone is trying to communicate with you; Invite a person with a visual, speaking or hearing impairment to visit your den and learn about the special ways to communicate and how you can communicate with those with impairments; Invite a person who speaks another language to share their knowledge about their own language, words from that language you might

already know, how it feels to be surrounded by people you don't understand, and how to behave in a positive way around those who don't speak your language; Under adult supervision, search the internet and learn more about Compassion and how to demonstrate it.

Family Member #5 – Take part in at least four family meetings to help make decisions about family activities or serious topics, always acting with respect, understanding and kindness – you might even suggest a family meeting about overcoming contention in your home.

Forester #9 – Describe both the benefits and harm wildfires can cause and tell how you can help care for the earth by learning to prevent wildfires

Naturalist #1, #4, #9, #10, #11 – Learn about ways that people have shown a lack of respect for wildlife, and name and practice ways you will show appreciation and respect for wildlife; Visit a museum of natural history or other nature center and tell what you saw, including what you learned about how you can help protect the natural world; Give examples of a producer, consumer and decomposer in the food chain, explain how humans have changed the balance of nature, and how you can protect that balance; Identify a plant, bird or wild animal found only in your area and tell why it survives and how you can help protect it; Learn about aquatic ecosystems or wetlands in your area and discuss their importance with your Webelos Den Leader or Activity Badge Counselor.

Outdoorsman #5, #6, #7 – Learn how to follow the Leave No Trace Front Country Guidelines during outdoor activities so you can care for the earth; Participate in an outdoor conservation project with your Webelos den or a Boy scout troop; Discuss the rules of Fire Safety and show how to handle a fire so that it doesn't have a negative impact on the environment.

Arrow of Light Dens

Communicator #1, #9, #10, #12 – Play the Body Language game with your den and consider how actions can send a positive or negative message, especially when someone is trying to communicate with you; Invite a person with a visual speaking or hearing impairment to visit your den and learn about the special ways to communicate and how you can communicate with those with impairments; Invite a person who speaks another language to share their knowledge about their own language, words from that language you might already know, how it feels to be surrounded by people you don't understand, and how to behave in a positive way around those who don't speak your language; Under adult supervision, search the internet and learn more about Compassion and how to demonstrate it.



The best part (of Scouting) is watching them grow and triumph

CUB GRUB

Recipe for a Happy Day
Baltimore Area Council

Ingredients

- 1 cup of friendly words
- 1 cup of courteous manners
- 1 headful of understanding
- 4 heaping teaspoons of kindness
- Dash of laughter

Directions

- ✓ Mix well.
- ✓ Cook but keep temperature low, do not boil.
- ✓ Serve everyone you meet.

Johnny Appleseed Smiles

Alice, Golden Empire Council

Use these to celebrate Smile Day, too. And they go great with the Girl Scout Brownie Smile! Alice.

Ingredients

- Red medium apple, cored & sliced
- Peanut butter or cream cheese
- Tiny marshmallows

Directions

- ✓ Spread one side of each apple slice with peanut butter.
- ✓ Place 3 or 4 tiny marshmallows on top of the peanut butter on one apple slice.
- ✓ Top with another apple slice, peanut butter side down.
- ✓ Squeeze gently. Eat right away.

Leprechaun Pudding

Alice, Golden Empire Council

A fun, green recipe for Saint Patrick's Day.

Total Time: 20 minutes

Ingredients: (Per boy)

- 1 Tbsp Instant Pistachio Pudding;
- 1/2 Cup Milk;
- Ziploc Baggie

Preparation:

- ✓ Put the tablespoon of pudding mix and 1/2 cup of milk into the ziploc sandwich bag.
- ✓ Close the baggie tightly, squeeze and shake.
- ✓ Eat your pudding once it is nice and thick!
- ✓ You can refrigerate it for awhile if needed.

Irish Freckle Bread

Alice, Golden Empire Council

Really easy, traditional bread (with an updated name)

Ingredients:

- 3-3/4 cups all purpose flour;
- 1/4 cup brown sugar;

- 1 T. baking powder;
- 1 tsp. baking soda;
- 1/2 tsp. salt;
- 3/4 cup dried currants, raisins or dried cranberries;
- 2 cups buttermilk; 1 egg

Directions:

- ✓ Preheat the oven to 375 degrees F.
- ✓ Grease a cookie sheet or line with parchment paper.
- ✓ In a large bowl, mix together the flour, brown sugar, baking powder, baking soda, and salt.
- ✓ Add the dried currants and mix well.
- ✓ In another bowl, stir together the buttermilk and the egg.
- ✓ Pour the buttermilk mixture into the flour mixture, and stir well until everything is blended.
- ✓ The dough will be quite soft.
- ✓ Sprinkle some additional flour onto the counter or table and turn the dough out onto this floured surface.
- ✓ Knead the dough about 10 times - just to make it reasonably smooth and pliable.
- ✓ Gently form it into one large, round loaf and place it onto the prepared baking sheet.
- ✓ With a very sharp knife, cut a shallow X into the top of the loaf. (This allows the bread to expand in the oven rather than crack and split.)
- ✓ Bake for 50 to 55 minutes, or until the loaf is nicely browned, and a toothpick poked into the middle of it comes out clean.

Irish Scones- in honor of March 17th

Alice, Golden Empire Council

This takes only about 35-45 minutes, so if you have the ingredients ready and make up your batter at the beginning of the meeting, you can actually do this in a den meeting - or make them to share with everyone at the Pack Meeting - just make a larger batch and cut the scones into half size when done - Alice.

Ingredients:

- 1/2 stick butter
- 2 cups flour
- 1 tsp baking powder
- 2T sugar (optional)
- 1/2 tsp salt
- 1/4 pint milk
- 1 egg beaten with a little milk

Directions:

- ✓ Heat the oven to 400F
- ✓ Grease and flour a baking sheet.
- ✓ Sieve the flour into a bowl and add the butter, baking powder and salt.
- ✓ Quickly rub the butter into the flour until the mixture resembles fine breadcrumbs. Add the sugar if desired and stir.

- ✓ Make a well in the center of the dry mix and using a dinner knife, stir in enough milk to make a soft, pliable dough.
- ✓ Turn the mixture on to a floured board and knead very lightly until just smooth then lightly roll out to 3/4" thick.
- ✓ Cut 6 - 8 rounds (or as many as your dough will make) with a 3" cutter or cut into triangles with a sharp knife.
- ✓ Place on the baking tray and brush with the beaten egg and milk mixture.
- ✓ Bake near the top of oven for 15 minutes or until golden brown and well risen.
- ✓ Cool on a wire rack before eating.
- ✓ Serve with butter, jam or clotted cream.
- ✓ Makes 12 scones

Fruit Scones

- ✓ Add 1/4 cup currants or sultanas or chopped dates to the dry ingredients in the basic recipes.

Cheese Scones

- ✓ Add 1/2 cup grated cheese and 1/2 tsp dry mustard powder to the mixture after rubbing in the fat and flour and continue with the basic recipe.
- ✓ Sprinkle the scones with 1/2 cup more grated cheese before baking the scones in the oven.

Ice Cream Cone Cornucopias

Baltimore Area Council

Materials:

- Ice Cream Cones with Pointed ends
- Runts Candies, Candy Corn, Nuts

**Directions**

- ✓ Mix well.
- ✓ Roll a small piece of foil into a ball and place it in the opening of the cone.
- ✓ Place a small square piece of foil in a steamer basket and place the steamer basket in a pan of boiling water above the water line.
- ✓ Lay a cone on the square of foil in the basket and cover.
- ✓ Steam the cone for a few minutes.
- ✓ When the cone is pliable, but not soaked, remove it (it will be hot!) and shape the end into the curled up end of a cornucopia.
- ✓ Flatten the bottom slightly.
- ✓ When cool, remove the foil ball and fill the cone with the candies and nuts.



Roasted Pumpkin Seeds

Baltimore Area Council

Ingredients:

- 2 cups raw pumpkin seeds
- 1 cup sesame seeds
- 2 Tablespoons grated parmesan or Romano cheese
- 1 Tablespoon butter or margarine, melted
- 1 Tablespoon Worcestershire sauce
- Salt

Directions

- ✓ Combine all of the ingredients.
- ✓ Season to taste with salt and spread out the mixture on a baking sheet.
- ✓ Bake, stirring frequently, until lightly toasted.
- ✓ Let cool.

George Washington's Trifle

Alice, Golden Empire Council

Trifle was a favorite dessert of George Washington, and he also loved cherries – (although that cherry tree story is just fiction)

This is really simple to do:

Ingredients:

- Can of cherry pie filling
- One recipe of vanilla pudding
- Whipped Cream



Instructions:

- ✓ Use a clear plastic cup; Start with a spoonful of cherry pie filling, then layer some vanilla pudding.
- ✓ Keep alternating to the top of the cup.
- ✓ Then add a dollop of whipped cream and a cherry.

Cub Grub Cookbook

This is a really great cookbook for Cubs -

<http://balboaoaks.bsa-la.org/download/blog/Cub%20Grub%20Cookbook.pdf> -

You can save a copy on your PC by selecting **File, Save As...** in your web browser's menu bar.

WEB SITES And Other Resources

Crafts & Activities

Wendy, Chief Seattle Council

Shadow Puppets: <http://familyfun.go.com/arts-and-crafts/sew/feature/famf19puppet/famf19puppet5.html>

Giraffe Shadow Puppet: <http://jas.familyfun.go.com/arts-and-crafts?page=CraftDisplay&craftid=11371>

Alligator Shadow Puppet: <http://jas.familyfun.go.com/arts-and-crafts?page=CraftDisplay&craftid=11372>

Parrot Shadow Puppet: <http://jas.familyfun.go.com/arts-and-crafts?page=CraftDisplay&craftid=11370>

See-through Shadow Puppets: Cut puppets out of white paper. Decorate one side with markers. Lay the puppet on a paper towel. Dab oil on both sides of puppet with a paper towel; let soak in. With a clean paper towel, wipe the excess oil off puppet. Color a brad with permanent markers to match the puppet. Push the brad through the puppet. Open the brad slightly, and push a pencil between the 2 metal tabs to open them. Put the top of a flexible straw between the 2 tabs, and tape the straw to the tabs. Bend the straw. Hold the puppet next to the sheet to get the best see through effect

Diwali Door Hangings: <http://www.crayola.com/lesson-plans/detail/diwali-doorway-lesson-plan/>

<http://diwali.best2india.com/diwalidoorhangings.html>

Diwali Decorations:

<http://www.diwalimela.com/celebrations/crafts/>

You could also glue sequins or beads to the diyas (clay pot candle holders).

From Steve Leth, Training Chair, White Horse Dist, SNJC
Books

- ★ Den & Pack Meeting Resource Guide;
- ★ Cub Scout How To Book;
- ★ Boys' Tiger, Wolf, Bear, Webelos Hand books;
- ★ Cub Scout Leader Book;
- ★ Cub Scout Ceremonies Book;
- ★ Family Fun Magazine.

Websites

- ☺ www.Scouting.org - The BSA's main website. (By the way - BSA.ORG is actually the Business Software Alliance, a trade group that campaigns against computer software piracy.)
- ☺ www.ScoutStuff.org - The BSA National Supply Division
- ☺ www.snjscouting.org - Southern New Jersey Council
- ☺ www.USScouts.org - An independent treasure trove of Scouting information, including *Baloo's Bugle*.
- ☺ <http://balboaoaks.bsa-la.org/download/blog/Cub%20Grub%20Cookbook.pdf> - Source for the *Cub Grub Cookbook*. You can save a copy on your PC by selecting **File, Save As...** in your web browser's menu bar.

Journey to Excellence:

<http://www.scouting.org/scoutsource/Awards/JourneyToExcellence.aspx>

Games, Games, Games

If you search the web for group games, you can get hundreds of listings. Here are a few that I have found:

www.Boyscoutstrail.com

They have a section for group games. You can search based on the age of the boys, the type of game, or by game name. They also have a listing of all the belt loops to help you play those games as well.

www.Funandgames.org

These games are geared toward kids. They have some of everything and are listed by categories. This site can help with group games as well as pre-openers. It is a database of games compiled by many people, so as you read the rules you can see different people's style of writing.

www.Gameskidsplay.net

This site lists lots and lots of games. They have some in categories and others are just listed. They have a search engine as well. They are not listed by age so you will have to read the rules of the games to decide if they are right for your group. They do give variations for how to play many games.

www.Funattic.com

This site offers free game ideas as well as sells things for games. It seems to focus on products for disabled children. I haven't purchased anything from them, but the game listing is organized and easy to understand. They have a newsletter you can subscribe to as well as a monthly game to play.

www.Macscouter.com

This site has what it calls two volumes of games in a PDF format. The first volume is for younger scouts and the second for older scouts. It is easy to navigate and find the type of game you are looking for. They even have a listing of games called Scouting Games by Baden-Powell; great fun all year long. This site has other information for basic cub scouting, as well.

ONE LAST THING

Broken Water Jug

Great Salt Lake Council

100 years ago a family lived in the St. George area. Water had to be carried from the creek everyday for the family's use. Two large pots were suspended across the carriers back on a stout stick. One of the pots had a crack in it, while the other pot was perfect and always delivered a full portion of water. At the end of the long walk from the stream to the house, the cracked pot arrived only half full.

All summer this went on daily, with the bearer delivering only one and a half pots full of water to his house. Of course, the perfect pot was proud of its accomplishments, but the poor cracked pot was ashamed of its imperfection, and miserable that it was able to accomplish only half of what it had been made to do.

Finally it could bear it no longer and said to the bearer, "I am ashamed of myself, and I want to apologize to you. I have been able to deliver only half my load because this crack in my side causes water to leak out all the way back to your house. Because of my flaws, you have to do all of this work, and you don't get full value from your efforts."

The bearer said to the pot, "Did you notice that there were flowers only on your side of the path? That's because I have known about your flaw, and I planted flower seeds, and

every day while we walk back, you've watered them. I have been able to have these beautiful flowers to enjoy. Without you being just the way you are, there would not be this beauty for us all to look at"

It's the cracks and flaws we each have that make our lives together so very interesting and rewarding. Take each person for what they are, and look for the good in them.

9 Things That Will Disappear In Our Lifetime

Wayne from Emmanuel Lutheran

This showed up in my mailbox the other day and I found it quite thought provoking. Maybe you will, too. CD

Interesting to note and very true too.....

Whether these changes are good or bad depends in part on how we adapt to them.

But, ready or not, here they come

1) The Post Office

Get ready to imagine a world without the Post Office. They are so deeply in financial trouble that there is probably no way to sustain it long term. Email, Fed Ex, and UPS have just about wiped out the minimum revenue needed to keep the Post Office alive. Most of your mail every day is junk mail and bills.

2) The Check

Britain is already laying the groundwork to do away with check by 2018. It costs the financial system billions of dollars a year to process checks. Plastic cards and online transactions will lead to the eventual demise of the check. This plays right into the death of the Post Office. If you never paid your bills by mail and never received them by mail, the Post Office would absolutely go out of business.

3) The Newspaper

The younger generation simply doesn't read the newspaper. They certainly don't subscribe to a daily delivered print edition. That may go the way of the milkman and the laundry man. As for reading the paper online, get ready to pay for it. The rise in mobile Internet devices and e-readers has caused all the newspaper and magazine publishers to form an alliance. They have met with Apple, Amazon, and the major cell phone companies to develop a model for paid subscription services.

4) The Book

You say you will never give up the physical book that you hold in your hand and turn the literal pages. I said the same thing about downloading music from iTunes. I wanted my hard copy CD. But I quickly changed my mind when I discovered that I could get albums for half the price without ever leaving home to get the latest music. The same thing will happen with books. You can browse a bookstore online and even read a preview chapter before you buy. And the price is less than half that of a real book. And think of the convenience! Once you start flicking your fingers on the screen instead of the book, you find that you are lost in the story, can't wait to see what happens next, and you forget that you're holding a gadget instead of a book.

5) The Land Line Telephone

Unless you have a large family and make a lot of local calls, you don't need it anymore. Most people keep it simply because they've always had it. But you are paying double charges for that extra service. All the cell phone companies will let you call customers using the same cell provider for no charge against your minutes.

6) Music

This is one of the saddest parts of the change story. The music industry is dying a slow death. Not just because of illegal downloading. It's the lack of innovative new music being given a chance to get to the people who would like to hear it. Greed and corruption is the problem. The record labels and the radio conglomerates are simply self-destructing. Over 40% of the music purchased today is "catalog items," meaning traditional music that the public is familiar with. Older established artists. This is also true on the live concert circuit. To explore this fascinating and disturbing topic further, check out the book, "Appetite for Self-Destruction" by Steve Knopper, and the video documentary, "Before the Music Dies."

7) Television

Revenues to the networks are down dramatically. Not just because of the economy. People are watching TV and movies streamed from their computers. And they're playing games and doing lots of other things that take up the time that used to be spent watching TV. Prime time shows have degenerated down to lower than the lowest common denominator. Cable rates are skyrocketing and commercials run about every 4 minutes and 30 seconds. I say good riddance to most of it. It's time for the cable companies to be put out of our misery. Let the people choose what they want to watch online and through Netflix.

8) The "Things" That You Own

Many of the very possessions that we used to own are still in our lives, but we may not actually own them in the future. They may simply reside in "the cloud." Today your computer has a hard drive and you store your pictures, music, movies, and documents. Your software is on a CD or DVD, and you can always re-install it if need be. But all of that is changing. Apple, Microsoft, and Google are all finishing up their latest "cloud services." That means that when you turn on a computer, the Internet will be built into the operating system. So, Windows, Google, and the Mac OS will be tied straight into the Internet. If you click an icon, it will open something in the Internet cloud. If you save something, it will be saved to the cloud. And you may pay a monthly subscription fee to the cloud provider. In this virtual world, you can access your music or your books, or your whatever from any laptop or handheld device. That's the good news. But, will you actually own any of this "stuff" or will it all be able to disappear at any moment in a big "Poof?" Will most of the things in our lives be disposable and whimsical? It makes you want to run to the closet and pull out that photo album, grab a book from the shelf, or open up a CD case and pull out the insert.

9) Privacy

If there ever was a concept that we can look back on

nostalgically, it would be privacy. That's gone. It's been gone for a long time anyway. There are cameras on the street, in most of the buildings, and even built into your computer and cell phone. But you can be sure that 24/7, "They" know who you are and where you are, right down to the GPS coordinates, and the Google Street View. If you buy something, your habit is put into a zillion profiles, and your ads will change to reflect those habits. "They" will try to get you to buy something else. Again and again.

All we will have left that can't be changed are "Memories"...

And then probably Alzheimer's will take that away from you too!



Next Month's Core Value -
FAITH



THANK YOU!

The supplemental pack meeting
theme is
CUB SCOUTS GIVE THANKS

