



BALOO'S BUGLE

Volume 20, Number 5

“Wisdom, compassion, and courage are the three universally recognized moral qualities of men.” Confucius

December 2013 Cub Scout Roundtable

January 2014 Core Value & Pack Meeting Ideas

Positive Attitude / Light, Camera, Action

Tiger Cub, Wolf, Webelos, & Arrow of Light Meetings 9 and 10, Bear Meetings 13, 14, & 15

CORE VALUES

Cub Scout Roundtable Leaders' Guide

The core value highlighted this month is:

- ✓ **Positive Attitude:** Being cheerful and setting our minds to look for and find the best in all situations. Through participating in various activities at the pack meeting and pack talent show, boys will gain a better understanding of the importance of having a positive attitude whether they are part of the audience or as the center of attention on stage

Why **Lights! Camera! Action!** for the Core Value **Positive Attitude**.

- ✓ Let the spotlight shine on our Cub Scouts. Our Scouts spend many hours in front of the television set. Let's put that to good use this month, and use it to promote positive values and a positive attitude. Create a very special red carpet event at this pack meeting, and every Cub Scout will feel like a star

Or as the CS Leader Book says -

Positive Attitude

Cub Scout Leader Book (2010), p. 16

Having a positive attitude means being cheerful and setting our minds to look for and find the best in all situations.

- Be positive in your thoughts and words. Be cheerful. Look for the bright side of all situations.
- Keep a good sense of humor.
- Be optimistic.
- Think good thoughts.
- Believe in yourself.
- Trust your friends, family, and teammates.

TABLE OF CONTENTS

In many of the sections you will find subdivisions for the various topics covered in the den meetings

CORE VALUES	1
TABLE OF CONTENTS	1
DEN MEETING TOPICS	2
PACK MEETING THEMES	3
UPCOMING MONTHS	4

Connecting POSITIVE ATTITUDE with Outdoor Activities	5
Positive Attitude Character Connection	5
January Crazy Holidays	6
THE BUZZ	8
STEM (Science, Technology, Engineering, & Mathematics) Success Stories	8
BSA SOCIAL NETWORKS	8
November 2013 - Your Journey to Excellence	9
Working With Problem Parents	9
Roundtable Note	9
SPECIAL OPPORTUNITIES	12
Music Loop and Pin	12
Philmont Training Center Masters Award	13
Boys' Life Reading Contest for 2013	14
Knot of the Month	14
James West Fellowship Award	14
Positive Attitude Ideas	15
Stars of the Pack Posters	15
Belt Loop Bingo	15
Positive Attitude Search Challenge	15
Take Another Look – with Positive Attitude	16
Collections and Talents	16
The Pinewood Derby: Prepare for Positive Attitude	16
OPENING CEREMONIES	16
Positive Attitude Flag Ceremony	16
I'm Positive	17
A Positive Pinewood Derby Opening	17
ADVANCEMENT CEREMONIES	17
Stars of the Show	17
P & A Advancement	18
Positive Attitudes Advancement Ceremony	18
SONGS	19
Positive Attitude	19
STUNTS AND APPLAUSES	19
Bravo Applause	19
Positive (with) Attitude Applause	19
Good & Positive Cheer	19
Lemons & Lemonade Applause	20
Do Your Best Applause	20
RUN-ONS	20
Knock Knock Jokes with Positive Attitude	20
“I'm Positive” One Liners	20
A Kid's Positive View of the Bible	20

SKITS 21
 The Best You Can Do 21
 GAMES 21
 BROOM SWEEP RELAY 21
 Positive Reinforcement Game 21
 CLOSING CEREMONIES 21
 Positive Aims of Scouting 21
 Hats Off To Positive Attitude 21
 Happy Faces Closing Ceremony 22
 CUBMASTER’S MINUTE 22
 I Know You Can 22
 The Ant & Positive Attitude 22
 Positive Attitude & the Power of One 22
 Positive Attitude & Pinewood Derby 22
 CORE VALUE RELATED STUFF 22
 Connecting POSITIVE ATTITUDE with Outdoor
 Activities 22
 Positive Attitude Character Connection 23
 January – A Month for Positive Attitude 23
 Do Your Best – A Bite at a Time 25
 PACK & DEN ACTIVITIES 25
 Positive Attitude for the Den - Make a Den Doodle 25
 Positive Attitude for a Boy - Make a Shadowbox 26
 Positive Attitude & Money 26
 Positive Games 27
 Pollyanna's Game 27
 Die Positive 27
 Jokes: 27
 Bear 27
 this site has a recycling book with worksheets, crossword
 puzzles, word searches, crafts,etc 29
 Pollyanna's Game 29
 WEBELOS DENS 30
 Core Value for January 30
 Book Corner 31
 Meeting Planner 32
 January Flag Ceremony 33
 A New Year and a New Beginning 33
 Den Meeting Helpers 33
 Webelos Den 33
 Geologist 33
 Arrow of Light Den 37
 Readyman 37
 Fix a Leaking Faucet 39
 Bicycle Handyman Ideas 40
 Arrow of Light Requirements 40
 Arrow Of Light Ceremony 41
 Core Value for January 42
 MEETING PLANNER 42
 FLAG CEREMONY 43
 CUB GRUB 43
 Treats with Positive Attitude 43
 Festive Eagle Brand Snowballs 43
 WEB SITES 43
 Slap-Down Thingamajig 43
 ACTORS’ NAMES 43
 FAVORITE MOVIE SCENE 44
 FAMOUS ACTORS 44
 HELP THE DIRECTOR 44

OPENING CUB SCOUTING—NOMINATED BEST
 PICTURE 44
 SKITS 44
 How To Organize a Vaudeville Show 44
 THE GREATEST MOVIE EVER MADE 45
 HOLLYWOOD 45
 PACK/DEN ACTIVITIES 46
 CAMERA SLIDE 46
 VISIT A TELEVISION STUDIO 46
 PRODUCE A MOVIE 47
 INVITE A PHOTOGRAPHER 47
 TAKE A PICTURE-TAKING SCAVENGER HUNT/HIKE
 47
 INVITE A TELEVISION/NEWS CREW TO PACK 47
 DEN SKITS MOVIE NIGHT 47
 MOVIE MARATHON OVER-NIGHTER 47
 CUB GRUB 47
 POPCORN 47
 JUJI FRUITS & CANDY BARS 47
 NACHOS & CHEESE DIP 47
 ADVANCEMENT CEREMONIES 47
 OSCAR Awards 47
 The Academy Awards: A Night at the Oscars 48
 Star Of The Show Advancement 49
 Show time 49
 ACADEMY AWARDS CEREMONY 49
 SONGS 49
 CUT 49
 LIGHTS 50
 CHARADES 50
 CLOSING CEREMONY 50
 MOVIE QUOTES 50
 A BIG DIFFERENCE 50
 PACK MEETING II—THE SEQUEL 50

You cannot tailor make the situations in life, but you can tailor
 make the attitudes to fit those situations before they arise.

 Zig Ziglar

DEN MEETING TOPICS

When a Den Meeting occurs depends on when you start your year and how often you meet. A Den that starts in August will be doing meetings 1 & 2 then, and 3& 4 in September. A den that meets three times a month will do 1, 2, and 3 in September. *The pace is up to you!!*

MONTHLY CORE VALUE ALTERNATE PACK MTG THEME	DECEMBER - RESPECT		JANUARY - POSITIVE ATTITUDE		FEBRUARY - RESOURCEFULNESS	
	PASSPORT TO OTHER LANDS		LIGHTS, CAMERA, ACTION		INVENTION CONVENTION	
<u>MEETING #</u>	7	8	9	10	11	12
<u>TIGERS</u>	Act #2G - Visit Police Station	Act #4G - Visit Radio or TV Station or Newspaper Office	EM1 Celebrate EM2 Decorate	EM13 Making Change EM50 Visit Bank	EM47 Recycling EM21 Puppets	EM41 Visit a Transportation Station
<u>WOLVES</u>	Act #7 - Lullig/Wind E #17 - The Flight E#9 - Gifs	Act #5 - Collectibles Act #8 - Cooking	Act #5 Took	EM13 Birds	Act. #12 Choices	EM6 Books EM12a Sketch
<u>BEARS</u>	Act #9 - Cooking	Act #11 - Be Ready	Act. #15 Games Act. #16 Building Models	Act. #13 Saving & Spending Act. #15 Games	Act. #8 The Past Act. #17 Information	Act. #5 Sharing Your World with Wildlife
<u>WEBELOS</u>	Citizen	Citizen & Artist	Geologist	Geologist	Engineer	Engineer
<u>ARROW OF LIGHT</u>	Readyman	Readyman	Ready Man	Arrow of Light Reqmnts	Handy Man	Sportsman
<u>RT FOCUS</u>	Academics & Sports Program, Ceremonies, BLUE & GOLD prep, Golden Rule	World Friendship Fund, Den Preps for B&G, Pack communications, Derbies	Blue & Gold Banquet, CS Sports & Academics, Ceremonies, Joint Webelos & Boy Scout Activities			

PACK MEETING THEMES

Commissioner Dave (with help from Kim)

All 36 Supplemental Pack Meeting plans are posted at: <http://www.scouting.org/scoutsource/CubScouts/Leaders/DenLeaderResources/DenandPackMeetingResourceGuide/PackMeetingPlans.aspx>

Here are the remaining themes presented in the current Cub Scout Roundtable Planning Guide to be featured during 2013-2014 Roundtables -

Month	Core Value	Supplemental Theme
• January	Positive Attitude	Lights, Camera, Action
• February	Resourcefulness	Invention Convention
• March	Compassion	Pet Pals
• April	Faith	My Family Tree
• May	Health and Fitness	Destination Parks
• June	Perseverance	Over the Horizon
• July	Courage	Space - the New Frontier
• August	Honesty	Heroes in History

Kim, the chair of the task force, says "I do want to stress that the focus is still the Core Value and the theme is just there as an enhancement. The theme pack meeting plans are specifically crafted to bring out the important points of the Core Value in a fun way."

Here is the complete list of all 36 Supplemental Themes. Any Pack/Cubmaster can use any theme any month. The year designation is to show you which themes will be featured at Roundtables each year. So, the 2012 - 2013 RT year kicked off in August with Cooperation and Hometown Heroes. Then Responsibility and Jungle of Fun.

UPCOMING MONTHS



- ★ January's Core Value, **Positive Attitude**, will use "**Lights, Camera, Action.**"
- ★ Month's that have themes that might help you with **Positive Attitude** and "**Lights, Camera, Action**" are:

2
0
1
3
-
2
0
1
4

Month	Core Value	Supplemental Pack	
		Set A	Set B
September	Cooperation	2012-2013 CS RT PG * Hometown Heroes	2014-2015 CS RT PG * Under the Big Top
October	Responsibility	* Jungle of Fun	* Dollars and Sense
November	Citizenship	* 50 Great States	* Give Goodwill
December	Respect	* Holiday Lights	* Stars and Stripes
January	Positive Attitude	* Abracadabra	* Yes, I Can
February	Resourcefulness	* Turn Back the Clock	* Litter to Glitter
March	Compassion	* Planting Seeds of Kindness	* Aware and Care
April	Faith	* Cub Scouts Give Thanks	* Soaring the Skies
May	Health & Fitness	* Cub Café	* Backyard Fun
June	Perseverance	* Head West Young Man	* Go for the Gold
July	Courage	* Cubs in Shining Armor	* Under the Sea
August	Honesty	* Kids Against Crime	* Play Ball

Lights, Camera, Action		
Month	Year	Theme
Down on the Farm		
November	1939	Story Hour and Book Exchange
November	1940	Adventure in Books
March	1946	Heroes in Books
November	1951	Puppets
January	1954	Cub Scout Showmen
May	1954	Mississippi Showboat
October	1956	Adventures With Puppets
January	1958	Cub Scout Movie-Makers
May	1960	Showboat
April	1962	Cub Scout Troubadours
October	1962	Heroes in Books
October	1963	Make-Believe
August	1965	Summer Theater
October	1966	Cub Scout Vaudeville
November	1968	Showboat
April	1971	Cub Scout Vaudeville
October	1974	Land of Make Believe
April	1983	Show Biz
October	1990	Land of Make Believe
November	1990	Heroes in Books
May	1993	Show Biz
October	1995	Land of Make Believe
October	2000	Our Gifts & Talents
May	2003	Lights, Camera, Action!
May	2010	In the Spotlight
Positive Attitude		
January	2010	Positive Attitude
January	2011	Positive Attitude
January	2012	Positive Attitude (Abracadabra)



- ★ February's Core Value, **Resourcefulness**, will use "**Invention Convention**"
- ★ Month's that have themes that might help you with **Resourcefulness** and "**Invention Convention**" are:

Invention Convention		
Month	Year	Theme
March	1949	Cub Scout Inventors
February	1961	Genius Night
November	1964	Cub Scout Genius
February	1970	Genius Night
November	1973	Genius Night
May	1977	Genius Night
March	1981	Genius Night
November	1983	Bright Ideas
May	1987	Genius Night
June	1988	Genius Night
January	1990	Invention Convention
June	1992	Genius Night
January	1995	Invention Convention
May	1997	Reinventing the Wheel
January	1998	Genius Night
October	1998	Imagine That!
March	2005	Invention Convention
March	2006	Cubstruction
Resourcefulness		
February	2011	Resourcefulness
February	2012	Resourcefulness
February	2013	Resourcefulness (Turn Back the Clock)

Core Value Patches are available at www.scoutstuff.org

For Theme patches go to <http://www.cubmasterbobkatt.com/Cubmaster-Bob-Katt-Cub-Scout-Monthly-Themes.htm>

Connecting POSITIVE ATTITUDE with Outdoor Activities

Wendy, Chief Seattle Council
(Adapted from B.A.L.O.O. Appendix E)

- ★ **HIKES** - Have fun even when it is hard to do. If possible, plan a hike that is challenging, lengthy, or has difficult terrain. Have boys explore how to make this a good experience with positive attitudes.
- ★ **NATURE ACTIVITIES** - Visit a herpetologist or entomologist to talk about how insects and snakes contribute to world ecology. Relate this to having a positive attitude about everyone's place in the world.
- ★ **SERVICE PROJECTS** - Make cheery cards for others. Mail these to an adopted elderly or shut-in person on a regular basis. Look for opportunities to serve friends or family members who are having a tough time.
- ★ **GAMES & SPORTS** - Bowling and golf are good games that bring the importance of positive attitude to mind. Design a game where boys have to turn "don'ts" and "can'ts" into "do's" and "can's." Always have a good attitude, whether win or lose.
- ★ **CEREMONIES** - Discuss the positive attitude shown by the recipient of a public recognition (especially when it is for advancement).
- ★ **CAMPFIRES** - Use a story about positive attitude. Talk about why we applaud and join in when others are performing. Discuss why it's important not to grumble or complain about your part in a skit or ceremony.
- ★ **DEN TRIPS** - Visit with someone who has overcome an adverse situation through positive attitudes. Thank others who show a positive attitude when they have to wait in line or take second choice on something.
- ★ **PACK OVERNIGHTER** - Present boys with obstacles to overcome in order for the overnighiter to happen (can't get campground we wanted, rain forecast for that weekend, not enough tents or sleeping bags, etc). Guide them to a resolution, emphasizing a positive attitude.



Positive Attitude Character Connection

www.cubroundtable.com

For all ranks

Character Connection - Positive Attitude

This Core Value only appears in the Wolf book but this Core Value discussion would be great for all Ranks -

- ✓ **Know** - Discuss with your parent or guardian, or your den leader, what it means to have a positive attitude and the “BEST” steps you can take to have a positive attitude. (BEST = Believe it can happen, Expect success, Set your mind, and Try, try, try.)
- ✓ **Commit** - Plan with your parent or guardian, or your Webelos den leader, how you will apply the “BEST” steps for a positive attitude in doing your schoolwork and in other areas of your life.
- ✓ **Practice**- “Do your 'BEST'” to have a cheerful and positive attitude while doing the activities in Cub Scouting.

This Character Connection is from the *2011-2012 CS RT Planning Guide* and could be used for all ranks.

- ✓ What does it mean to have a positive attitude?
- ✓ Why is it important? Have you been in a skit or a play before? What can make it difficult for you to be part of a skit or a play? How does having a positive attitude help you? What can you do to improve your attitude?
- ✓ How can a positive attitude help you do your best at school and in other areas of your life?
- ✓ See Fun for the Family, No. 33012, for family activities related to this month’s core value, positive attitude.

Tiger Book

Character Connection - Positive Attitude

This Core Value does not have an activity in the Tiger Book

Wolf Book

Character Connection - Positive Attitude (Page 70)

- ✓ **Know**- Discuss with your family how a cheerful and positive attitude will help you to do your best at school and in other areas of your life.
- ✓ **Commit**- Discuss with your family how gathering items for a collection may be difficult. How does a hopeful and cheerful attitude help to keep looking for more items? Why is a positive attitude important?
- ✓ **Practice**- Practice having a positive attitude while doing the requirements for “Start a Collection.”

Bear Book

Character Connection - Positive Attitude

This Core Value does not have an activity in the Bear Book

Webelos Book

Character Connection - Positive Attitude

This Core Value does not have an activity in the Webelos Book

Positive Attitude Character Connection Activities

Positive Attitude

Positive attitude and resourcefulness are two of Cub Scouting 12 core values to emphasize with this theme. Discuss these traits with the boys in den meetings after a project or activity, or stress them in a Cubmaster Minute at the close of the pack meeting. Encourage the boys to think about questions such as these:

- What does it mean to have a ?

- Why is it important? How can it help you and those around you to have a positive attitude?
- What can you do to improve your attitude?
- What are some things you and I can do to keep a positive attitude?

For Positive Attitude Activities see the Positive Attitude section of Den & Pack Activities

For other **POSITIVE ATTITUDE** Character Connection Activities go to ·
<http://www.cubroundtable.com/assets/pdf-documents/2002-2010%20Character-Connections-Packet.pdf>

January Crazy Holidays

Jodi, SNJC Webelos Resident Camp Director Emeritus, 2006-2011. Adapted from

- <http://holidayinsights.com/moreholidays/index.htm>
- <http://www.brownielocks.com/month2.html>

January is:

- National Bath Safety Month



- National Blood Donor Month
- National Braille Literacy Month
- National Hobby Month



- Hot Tea Month
- National Oatmeal Month
- National Soup Month
- National Hot Tea Month
- National Eye Health Care Month,
- Prunes for Breakfast Month
- Apple and Apricots Month
- Artichoke and Asparagus Month
- Be Kind to Food Servers Month
- Birth Defects Month
- Book Blitz Month
- Financial Wellness Month
- International Brain Teaser Month



- [International Creativity Month](http://outofourmindstoyours.wordpress.com/2012/01/09/1777/)
- [\(http://outofourmindstoyours.wordpress.com/2012/01/09/1777/\)](http://outofourmindstoyours.wordpress.com/2012/01/09/1777/)
- Child-Centered Divorce Awareness Month
- National Clean Up Your Computer Month
- National Get Organized Month
- National Radon Action Month
- National Skating Month
- Tubers and Dried Fruit Month
- Thyroid Awareness Month

Week Celebrations:

- New Year's Resolutions Week: 1-4
- Celebration of Life Week: 1-7
- Diet Resolution Week: 1-7
- Someday We'll Laugh About This Week: 2-8
- Women's Self Empowerment Week: 3-7



- **Elvis' Birthday Celebration Week: 8-11**
(Note: This is at Graceland. His birthday is officially Jan. 8.)
- Home Office Safety and Security Week: 5-11
- National Lose Weight/Feel Great Week: 5-12
- Universal Letter Writing Week: 8-14
- International Snowmobile Safety and Awareness Week: 18-26
- National Vocation Awareness Week: 13-19
- National Soccer Coaches of America Week: 15-19
- National Fresh Squeezed Juice Week: 17-23
- Week of Christian Unity: 18-25



- Bald Eagle Appreciation Days: 18-19
- Clean Out Your Inbox Week: 20-26
- Healthy Weight Week: 20-26
- Hunt For Happiness Week: 20-26
- National Nurse Anesthetists Week: 20-26
- National Handwriting Analysis Week: 20-26
- International Printing Week: 21-26
- **No Name Calling Week: 20-24**



- [Sugar Awareness Week 20-24](http://www.sugarawareness.com/Home.html)
- [\(http://www.sugarawareness.com/Home.html\)](http://www.sugarawareness.com/Home.html)
- Catholic Schools Week: 26-2/1
- National Cowboy Poetry Gathering Week: 27-2/1
- International Hoof Care Week: 28-31
- US National Snow Sculpting Week: 1/29-2/8

January 2013 Daily Holidays, Special and Wacky Days:

- 1 [New Year's Day](#)
- 2 [Run up the Flagpole and See if Anyone Salutes Day](#)
- 3 [Festival of Sleep Day](#)
- 3 [Fruitcake Toss Day](#)
- 3 [Humiliation Day](#)
- 4 [Trivia Day](#)
- 5 [National Bird Day](#)
- 6 [Bean Day](#)
- 6 [Cuddle Up Day](#)
- 7 [Old Rock Day](#)
- 8 [Bubble Bath Day](#)
- 8 [Male Watcher's Day](#)
- 9 [Play God Day](#)
- 10 [Houseplant Appreciation Day](#)
- 10 [Peculiar People Day](#)
- 11 [Step in a Puddle and Splash Your Friend's Day](#)
- 12 [Feast of Fabulous Wild Men Day](#)
- 12 [National Pharmacist Day](#)
- 13 [International Skeptics Day](#)
- 13 [Make Your Dream Come True Day](#)
- 14 [Dress Up Your Pet Day](#)
- 15 [National Hat Day](#)

- 16 [National Nothing Day](#)
- 17 [Ditch New Years Resolutions Day](#)
- 18 [Thesaurus Day](#)
- 18 [Winnie the Pooh Day](#) -The Birthday of Winnie's author A.A. Milne
- 19 [National Popcorn Day](#)
- 20 [National Buttercrunch Day](#)
- 20 [Penguin Awareness Day](#)
- 20 [Martin Luther King Jr. Birthday](#) , celebrated on the third Monday
- 21 [National Hugging Day](#)
- 21 [Squirrel Appreciation Day](#)
- 22 [National Blonde Brownie Day](#)
- 23 [National Pie Day](#)
- 23 [National Handwriting Day](#)
- 23 [Measure Your Feet Day](#)- we only ask...."Why!?!"
- 24 [Beer Can Appreciation Day](#)
- 24 [Compliment Day](#)
- 25 [Opposite Day](#)
- 26 [Spouse's Day](#)
- 27 [Chocolate Cake Day](#)
- 27 [Punch the Clock Day](#)
- 28 [Fun at Work Day](#)
- 28 [National Kazoo Day](#)
- 29 [National Puzzle Day](#)
- 29 [National Cornchip Day](#)
- 30 [National Inane Answering Message Day](#)
- 31 [Backward Day](#)
- 31 [Inspire Your Heart with Art Day](#)



Note - The Buzz is a biweekly video detailing recent changes and such in Boy Scouting.

STEM (Science, Technology, Engineering, & Mathematics) Success Stories.



The BSA's STEM program and NOVA awards have been around for a couple of years now -- plenty of time for our councils to get some great technology-related programs up and running. In this episode of *The Buzz*, we hear success stories from two councils that have made big strides in STEM programs.

Resources

For more information on STEM in Scouting, visit the [BSA's official STEM site.](http://www.scouting.org/stem.aspx)

View more episodes of *The Buzz* on our [YouTube channel.](#)

Click on the picture above or go to: <http://www.scouting.org/sitecore/content/InternalCommunications/The%20Buzz.aspx>

View [the production schedule](#) for *The Buzz*.

BSA SOCIAL NETWORKS



[BSA Facebook page](#)

<https://www.facebook.com/pages/Boy-Scouts-of-America/113441755297>



Scouting magazine You Tube Channel

<http://www.youtube.com/user/scoutingmag>

CUBCAST



November 2013 - Your Journey to Excellence

Simply stated, Journey to Excellence is the BSA’s council performance recognition program that measures and rewards the success for our units, districts, and councils. But, seriously, what does that mean? What does that entail? Perhaps you’re already performing at the Gold level and wonder why you need to listen to this episode. Because Kevin Steffy, Director of Field Service with the Longhorn Council in Ft. Worth, Texas and JTE expert, clarifies it all (and even shares the changes coming in 2014) to make sure you’re reaping all the benefits of a great Scouting experience as you travel on this journey

Listen Hear -

http://www.scouting.org/filestore/scoutcast/cubcast/201311_1/Nov-JTE.mp3

It is possible that by the time you get Baloo's Bugle and click the link, there may be a new Cubcast posted. Do not worry, all previous Cubcast are available from the home page.

There is a great Boy Scout Scoutcast this month, too -

Working With Problem Parents




We asked 56 experienced Scoutmasters from across the country, “What do you know now that you wish you knew as a new Scoutmaster?” The overwhelming response was not handling issues with the kids, but with...their parents!

So with the help of Zach Chopp-Adams, who has been a Scoutmaster or assistant Scoutmaster since he was only 18 years old and serves as Advisor for the new Section C2 in the Michigan Crossroads Council, we discover how the grown-ups can be the problem and how to handle it when they are.

Listen Hear -

http://www.scouting.org/filestore/scoutcast/resources/201311_1/Nov_Problem_Parents.mp3

Roundtable Note



Roundtable
Planning Guide
2014-2015

BOY SCOUTS OF AMERICA



The RT Planning Guide Task Force has been formed and the begun working on the 2014-2015 issue in September.

We are strengthening the Big Rock Topics, Cub Scout Interest Topics, adding discussion guides for Monthly Pack Activities, and improving many other features. This year there are six dedicated volunteers working on bringing you great Roundtables. We are assisted by the many others on Dan Maxfield's Roundtable Task Force.

The 12 Themes to be highlighted in the 2014-2015 CS RT Planning Guide will be:

Month	Core Value	2014-2015 Supplemental Themes
Sep	Cooperation	Under the Big Top
Oct	Responsibility	Dollars and Sense
Nov	Citizenship	Give Goodwill
Dec	Respect	Stars and Stripes
Jan	Positive Attitude	Yes, I Can
Feb	Resourcefulness	Litter to Glitter
Mar	Compassion	Aware and Care
Apr	Faith	Soaring the Skies
May	Health & Fitness	Backyard Fun
Jun	Perseverance	Go for the Gold
Jul	Courage	Under the Sea
Aug	Honesty	Play Ball

Suggestions and comments can be sent to Dan Maxfield. Dan is the RT member of Tico's National Support Staff. His E-mail is dmaxfil@yahoo.com

Commissioner Dave is the lead for the Cub Scout RT Planning Guide with 6 excellent volunteers helping. His E-mail is davethecommish@gmail.com

THOUGHTFUL ITEMS FOR SCOUTERS

Thanks to Scouter Jim from Bountiful, Utah, who prepares this section of Baloo for us each month. You can reach him at bobwhitejonz@juno.com or through the link to write Baloo on www.usscouts.org.

Prayer

Father in Heaven, we thank thee for the talents each of us have been given. We thank Thee that we are all individual wonderful creations of Thy hand. Let us feel mercy for those who struggle among us and lift them up as children of Thy hallowed hand. Let us express ourselves and value each and every talent as we share them with others. Amen

Play is the work of children. It's very serious stuff.
Bob Keeshan, Captain Kangaroo

The Big Box of Crayons

*Scouter Jim,
Great Salt
Lake
Council*



As young children, many parents and teachers would give us an 8-Count box of crayons. From that box, many of us choose our favorite color which would remain with us for life. How many people are there whose favorite color is Atomic Tangerine? We moved on to the bigger 16, 24, 64, or 120 count boxes. We had more colors to work with. There were some colors we didn't use at all. They just stayed in the box until it was discarded for a new one.

A Cub Scout Pack is like that big box of crayons. Some boys stand out and participate more

than others. They are the boys that are the more common types. Some boys stand back and must be coached to come out of their shells. They often just want to be "left alone." It is easy to let these boys alone and let them be alone, but easy is not always right.

Every boy deserves to take a part. It might take work and creativity of include all boys in activities, but what it does for the boys is worth the effort. Some boys are just too full of energy and would take control of every activity if you let them. Not only do we need to encourage the ones in the background and adapt the activities to their abilities, we need to coach the ones up front to sometimes take supporting roles. These more out-going boys can be mentors to others.

Part of the problem with the word 'disabilities' is that it immediately suggests an inability to see or hear or walk or do other things that many of us take for granted. But what of people who can't feel? Or talk about their feelings? Or manage their feelings in constructive ways? What of people who aren't able to form close and strong relationships? And people who cannot find fulfillment in their lives, or those who have lost hope, who live in disappointment and bitterness and find in life no joy, no love? These, it seems to me, are the real disabilities. [Fred Rogers, The World According to Mister Rogers: Important Things to Remember](#)

I have a bus friend who is an employee of the athletic department of the University of Utah. He was born with a disability. October was Disability Employment Awareness Month and my friend hosted his State Senator and State Representative at work for the day. The local television station and newspaper each did news stories about this visit. His picture was on the front page of the newspaper and the headline story. This little bit of notoriety has made my young friend feel special and important. His job is to wash and fold the towels and uniforms of the athletes at the University. These few moments of fame gave him joy and a sense of importance. See that smile? Warms your whole heart, right down to your toes.

A new year is a time to learn to try different new colors in our Packs and expand our horizons.

Throw the spot light to the back of the stage and spotlight those who normally don't see the light. Every boy deserves to feel special and important. January is a good month to display the abilities and talents of all boys. This can be done within the activities of the Cub Scout Program.

- Tiger Cub Requirement 4
- Wolf Elective 2
- Bear Electives 9, 10, 11 and 13
- Webelos Showman pin
- Disability Awareness Academics Belt Loop and Pin

Cub Scouts, Boy Scouts, Varsity Scouts, and Venturers with disabilities participate in the same program as do their peers.

The BSA's policy has always been to treat members with disabilities as much like other members as possible, but it has been traditional to make some accommodations in advancement requirements if necessary.

[BSA FACT SHEET: Scouts With Disabilities and Special Needs](#)

Quotations

People who laugh together generally don't kill each other. [Alan Alda](#)

Quotations contain the wisdom of the ages, and are a great source of inspiration for Cubmaster's minutes, material for an advancement ceremony or an insightful addition to a Pack Meeting program cover

A positive attitude causes a chain reaction of positive thoughts, events and outcomes. It is a catalyst and it sparks extraordinary results. [Wade Boggs](#)

A positive attitude can really make dreams come true - it did for me. [David Bailey](#)

A positive attitude is something everyone can work on, and everyone can learn how to employ it. [Joan Lunden](#)

Most of us start out with a positive attitude and a plan to do our best. [Marilu Henner](#)



If you have a positive attitude and constantly strive to give your best effort, eventually you will overcome your immediate problems and find you are ready for greater challenges. [Pat Riley](#)

So long as you've got your friends about you, and a good positive attitude, you don't really have to care what everyone else thinks. [Gail Porter](#)

I hope the millions of people I've touched have the optimism and desire to share their goals and hard work and persevere with a positive attitude. [Michael Jordan](#)

Really you just gotta keep chugging along and keep a positive attitude and get through all the problems. You gotta face them, otherwise you don't get through. [Lesley Gore](#)

Keep your face always toward the sunshine - and shadows will fall behind you. [Walt Whitman](#)

What is the difference between an obstacle and an opportunity? Our attitude toward it. Every opportunity has a difficulty, and every difficulty has an opportunity. [J. Sidlow Baxter](#)

When you change the way you look at things, the things you look at change. [Max Planck, Nobel Prize-winning physicist](#)

SPECIAL OPPORTUNITIES

Pat Hamilton, Baltimore Area Council

The holidays are approaching and I'm running late again! To go with our Supplemental Monthly Theme of **Lights, Camera, Action**, I have chosen the **Music Belt Loop and Pin** for our focus this month. Our Core Value of **Positive Attitude** goes well with the **Gymnastics Belt Loop and Pin**.

Also be aware of some year-end deadlines in registering for 2014 training at Philmont and for your boys in entering the Boys' Life Reading Contest. Happy Holidays and Happy New Year!

Music Loop and Pin

from <http://www.usscouts.org>

The requirements listed below are taken from the Cub Scout Academics and Sports Program Guide (34299) 2009 Printing

Webelos Scouts that earn the Music Belt Loop while a Webelos Scout also satisfy requirement 15 for the [Showman Activity Badge](#).

Tiger Cubs, Cub Scouts, and Webelos Scouts may complete requirements in a family, den, pack, school, or community environment. Tiger Cubs must work with their parents or adult partners. Parents and partners do not earn loops or pins.

Music Belt Loop



Complete these three requirements:

1. Explain why music is an important part of our culture.
2. Learn a song with at least two verses and sing the verses to your den or to an adult family member.
3. Listen to four different types of music either recorded or live.

Music Academics Pin



Earn the Music belt loop, and complete five of the following requirements:

1. Make a musical instrument and play it for your family, den, or pack.
2. Teach your den a song.
3. Play a song by yourself or in a group, in unison or in harmony.
4. Create an original melody and/or original words for a song.
5. Using a tape recorder, capture natural sounds of the environment or record songs you create, and use your recording as a soundtrack for a short skit or as background for a movement activity.
6. Attend a live musical performance or concert.

7. Demonstrate conducting patterns for two songs using two different meters (two-, three-, or four- beat meter) while your adult partner or den members sing or play the songs you have selected.
8. Take voice or dance lessons or lessons to learn to play an instrument.
9. Create movements to a piece of music without words to demonstrate the moods of the music: happy, sad, calm, excited, playful, inspired.
10. Learn about a composer of some music that you enjoy. Tell your den or an adult family member what you learned about him or her.

For worksheets to help with earning these awards got to <http://usscouts.org/advance/cubscout/academics/music.asp>

Webelos Scouts that earn the Gymnastics Belt Loop while a Webelos Scout also satisfy part of requirement 3 for the Sportsman Activity Badge.

Requirements

Tiger Cubs, Cub Scouts, and Webelos Scouts may complete requirements in a family, den, pack, school, or community environment. Tiger Cubs must work with their parents or adult partners. Parents and partners do not earn loops or pins.

Gymnastics Belt Loop



Complete these three requirements:

1. Explain the six events of men's gymnastics: floor exercise, pommel horse, still rings, vaulting / side horse, parallel bars, and horizontal bar.
2. Explain the safety rules you should follow to learn gymnastics
3. Participate in an exercise from three of the six events using the proper equipment and techniques.

Gymnastics Sports Pin



Earn the Gymnastics belt loop, and complete five of the following requirements:

1. Write a report on the history of gymnastics. Tell your den or an adult family member what you learned.
2. Take gymnastics lessons.
3. Attend a gymnastics meet.
4. Practice and demonstrate five floor exercise skills.
5. Practice and demonstrate two skills used on the pommel horse.

6. Demonstrate two skills on the still rings.
7. Demonstrate two skills using parallel bars.
8. Demonstrate two skills using the horizontal bar.
9. Demonstrate a vault using the side horse.
10. Develop a regular routine of physical and mental conditioning.
11. Learn about three U.S. gymnasts who have won medals in the Olympics. Tell your den or an adult family member what you learned about them.

For worksheets to help with earning these awards got to <http://usscouts.org/advance/cubscout/sports/gymnastics.asp>

Philmont Training Center Masters Award

from usscouts.org

Note: There is a discount for registering for courses at the Philmont Training Center before the end of the year.



This is a three track program. When a Scouter has completed the first track, he/she would earn a Philmont Training Center Conference Patch. After completing the second track, the Scouter would earn the square knot. By completing the third track the Scouter would earn the PTC square knot device.

Requirements

All actions for the Philmont Training Center Masters Track Square Knot must be completed after June 1, 2008. Any courses taken prior this date will not be counted.

A. First Track:

Attend Philmont Training Center (PTC) as a participant.

B. Second track: (Complete all three items)

1. Take an additional Course at PTC.
2. Recruit at least 3 people to attend a PTC course.
3. Teach a BSA course in your district, council, area or region.
(The course and participation in the course must be approved by the council or area training chair prior to working on the course.)

C. Third Track: (Complete all three items)

1. Serve as a faculty member on a PTC course
OR
Attend an additional training course as a participant.
2. Recruit at least 3 people who attend a PTC course.
3. Coordinate a Council, Area or Regional Cluster approved training event
AND one of the following three items :
 - a. Coordinate and staff a promotional booth for the PTC at a council event.
 - b. Conduct a council "Philmont Family Meeting" to share PTC information and encourage family participation.

- c. Teach a training course in a foreign county-
Coordinated and approved by the BSA
International Division.

Upon the completion of Track 2 the participant should contact the Philmont Training Center by letter to request the needed verification to purchase the square knot and for his/her certificate.

Boys' Life Reading Contest for 2013

<http://boyslife.org/>

The year-end deadline for this award is coming up real soon. If your boys qualify, make sure they don't delay getting their entry in!



SAY 'YES' TO READING

Enter the 2013 Boys' Life Reading Contest

Write a one-page report titled "The Best Book I Read This Year" and enter it in the Boys' Life 2013 "Say Yes to Reading!" contest.

The book can be fiction or nonfiction. But the report has to be in your own words — 500 words tops. Enter in one of these three age categories:

- * 8 years old and younger
- * 9 and 10 years old
- * 11 years old and older

First-place winners in each age category will receive a \$100 gift certificate good for any product in the Boy Scouts official retail catalog. Second-place winners will receive a \$75 gift certificate, and third-place winners a \$50 certificate.

Everyone who enters will get a free patch like the one on this page. *(And, yes, the patch is a temporary insignia, so it can be worn on the Boy Scout uniform shirt, on the right pocket. Proudly display it there or anywhere!)* In coming years, you'll have the opportunity to earn different patches.

The contest is open to all Boys' Life readers. Be sure to include your name, address, age and grade in school on the entry.

Send your report, along with a business-size, self-addressed, stamped envelope, to:

Boys' Life Reading Contest
S306
P.O. Box 152079
Irving, TX 75015-2079

Entries must be postmarked by Dec. 31, 2013 and must include entry information and a self-addressed, stamped envelope.

For more details go to <http://boyslife.org/> and click on "Contests."

Knot of the Month

James West Fellowship Award



The James West Fellowship Award is probably the one award that sparks the most misunderstanding when spotted on a uniform. Some folks immediately assume that the award was simply purchased, which is not accurate. This award is presented to individuals based on a contribution of \$1000 or more to the local Council's West Fellowship Fund. Only registered Scouters or youth members receive and wear the square knot.

The money may be given by a group of Scouters or individual Scouter to honor a fellow Scouter, as a memorial on the death of a Scouter, or to recognize an achievement. For example, a group of Scouters could put the money together to recognize the outstanding efforts of an individual who spent years doing publicity work for a local Council through newsletters, press releases, web pages, etc., for which there is no official recognition. The award can also be given to an individual who makes a contribution on his/her own behalf. Regardless of the source of funding, the award is used by BSA to generate badly needed funds to support critical local Council and national programs which have suffered major losses due to diversion of funding for national-level resolutions of risk-management issues.

1910 Society and Founders Circle

In addition to the James West Fellowship Awards, major donors have two additional honors they can receive, the 1910 Society and the Founders Circle. Members of these two groups wear a device on the James West Knot, shown here.



Founder's
Circle



1910 Society

1910 Society

To qualify as a member of the 1910 Society, an individual donor, company, or organization must contribute \$25,000 or more to the local council endowment fund. Recognition will be given for gifts of cash, stock, bonds, lead trusts, or other assets that could be readily converted to cash. The gift to endowment may be in the form of a pledge, but the pledge must be paid within five years of the pledge date.

The 1910 Society was named for the year in which the early, visionary leaders of Scouting founded the Boy Scouts of America. Those who have made endowment gifts to further the Scouting movement are, themselves, modern-day visionaries.

There are four levels of recognition in the 1910 Society:

- **Ernest Thompson Seton**, nationally known artist and naturalist, author of the first official American Scout

handbook and many other books important to Scouting; Seton level membership: \$25,000 minimum gift.

- **Daniel Carter Beard**, first chairman of the National Court of Honor, National Scout Commissioner, and author of many well-known books and stories for youth; Beard level membership: \$100,000 minimum gift.
- **Theodore Roosevelt**, first Chief Scout Citizen, first vice president of the BSA, and President of the United States; Roosevelt level membership: \$500,000 minimum gift.
- **Waite Phillips**, one of the BSA's first benefactors, and donor to the BSA of almost 130,000 acres of land in New Mexico and what is now Philmont Scout Ranch; Phillips level membership: \$1,000,000 and up.

Founders Circle

The Founders Circle recognizes *deferred* gifts designated for the local council's endowment fund. Donors are recognized for gift commitments with a minimum value of \$100,000 made through one or more of the following:

- Bequest in a will or codicil
- Charitable trusts, such as unitrusts, annuity trusts, and lead trusts.
- BSA Gifts Annuities or BSA Pooled Income Fund gifts
- Life insurance / retirement plan designation
- Other deferred gifts approved by the local council

Similar to the 1910 Society, there are four levels of membership in the Founders Circle:

- **Bronze** \$100,000 minimum gift commitment
- **Silver** \$250,000 minimum gift commitment
- **Gold** \$500,000 minimum gift commitment
- **Platinum** \$1,000,000 minimum gift commitment

Positive Attitude Ideas

Collections and Talents

Alice, Golden Empire Council

Have a Display of Collections and Talents for everyone to enjoy – It's a great way to encourage Positive Attitude.

Think outside the box – every boy has talents, whether in sports, or art, or scholarship – or a passion or interest, such as Space, Magic - Make sure each boy has a way to be highlighted and that tables and easels are available for displays. (Ask for a Pack Committee Volunteer to work with all the boys during the month so they learn how to display and label their items) Be sure and take a photo of each boy by his display. ***If you are having your Pinewood Derby this month, do the display and recognition as part of your Blue & Gold Dinner in February. Be sure every boy is included!***

Stars of the Pack Posters

2011-2012 CS RT Planning Guide

Materials:

- Cardstock for each Cub Scout in the pack with his name on it (photos may be attached to the poster);
- Pens;
- List of positive statement examples such as the ones below.

Arrangement:

- Place cardstock posters on tables around the room.
- Post positive statement examples on the wall.
- As families arrive, hand each person a pen. Instruct people to go around and write something special and positive on the Cub Scout posters. They can refer to the examples of positive statements for ideas but suggest making the statement as specific to the particular boy as possible.
- Designate several adults to circulate and make sure each child's poster has a few positive things written on it. They should encourage people to participate in the activity. They can help people, especially young children, to come up with positive statements of their own as well.
- After the preopening activity, put the posters on the wall. Present the posters to the Cub Scouts during the meeting.

Examples of positive statements:

- ☺ Always cheerful
- ☺ I'm glad we are friends.
- ☺ I like you!
- ☺ I'm glad you're in my den! (my pack, school, etc.)
- ☺ You're neat!
- ☺ Super!
- ☺ I'm proud of you!
- ☺ Fantastic!
- ☺ Helpful
- ☺ Great sportsman
- ☺ Powerful swimmer
- ☺ Talented musician
- ☺ Outstanding!
- ☺ A good listener
- ☺ Great sense of humor
- ☺ You always do your best.

Belt Loop Bingo

Alice, Golden Empire Council

Make a large Bingo Card on the wall, with a square for each available Belt Loop – Everyone gets to choose their top three that they would have a “Positive Attitude” about learning or sharing.

Collect signatures of everyone - boys, parents, leaders – in the boxes of the Bingo Card. Each person should be told they can only choose their three favorite belt loop – something they want to learn or already have a passion for.

Positive Attitude Search Challenge

Alice, Golden Empire Council

Challenge each boy or family to choose someone with a positive attitude and learn about them. This could be a famous person, such as Henry Ford, Abraham Lincoln, Helen Keller, Leonardo Da Vinci, or a famous athlete like Jackie Robinson. Or it could be some like Richard James, who isn't famous but

invented the famous Slinky. Or it could be a family member or teacher or someone in the community.

In the den, each boy could tell a little about his choice. For the Pack Meeting, boys or families could share what they have learned with pictures or a display of information.

Take Another Look – with Positive Attitude

Alice, Golden Empire Council

During the month, each boy, team, den or family can look for objects or pictures of objects that form one letter of the alphabet. They can either bring the object, draw a picture, or take a photo. Display them at the Pack Meeting and allow time for everyone to enjoy the display. You could even ask the Pack photographer to take a picture of each group next to their display.

The idea is that in order to “see” each letter, you have to take another look – look at something with fresh eyes. And that’s just what you do when you “look” at something with Positive Attitude! Be sure to make the connection!

Here’s an example of an alphabet photographed around a ranch for a family reunion, just to get you started:



Pulling Ranch 2010

Where will your den or pack “find” their letters?

Collections and Talents

Alice, Golden Empire Council

Have a Display of Collections and Talents for everyone to enjoy – It’s a great way to encourage Positive Attitude. Think outside the box – every boy has talents, whether in sports, or art, or scholarship – or a passion or interest, such as Space, Magic - Make sure each boy has a way to be

highlighted and that tables and easels are available for displays. (Ask for a Pack Committee Volunteer to work with all the boys during the month so they learn how to display and label their items) Be sure and take a photo of each boy by his display. ***If you are having your Pinewood Derby this month, do the display and recognition as part of your Blue & Gold Dinner in February. Be sure every boy is included!***

The Pinewood Derby: Prepare for Positive Attitude

Alice, Golden Empire Council

Boys may need help in being good sports and feeling good about their own work if you have the Pinewood Derby this month.

So Prepare AHEAD of TIME:

- Have clear and simple rules for the derby cars and how they are to be built, and make sure everyone understands them before the cars are given out.
- Ask each Den Leader to talk about Good Sportsmanship before the Derby – they should give specific examples of what might happen, (like having your car come in last) and talk honestly about how that would make a boy feel – but help them see the Positive in each circumstance.
- If there are boys without an adult to help, or access to tools, pair them up with an adult – or sponsor a workshop for all the parents and boys to help them get started.
- Emphasize the value of learning new skills and using personal creativity over who wins the race.
- Keep an eye out for any boy having a rough time with sportsmanship or positive attitude during the race – give him some extra, non-judgmental attention.
- Give a “Good Sportsmanship” award – Introduce this idea before Race Day.
- **Adults – BE A GOOD SPORT** – While it’s great to cheer on your son or grandson, be sure you are a good example to the boys of what Good Sportsmanship is all about!

Give ribbons to every boy, with each car getting noted for something: brightest paint color, most original, etc.

OPENING CEREMONIES

Positive Attitude Flag Ceremony

2011-2012 CS RT Planning Guide

Materials:

Three cards with one word written on the front of each, “do,” “your,” “best.”

Write script on the back of each card.

Personnel:

Cubmaster (CM), three Cub Scouts, color guard

CM: Remember to be cheerful and set your minds to look for and find the best in all situations.

Cub # 1: Do. Remember to do good for others with a cheerful heart.

Cub # 2: Your. Remember it's your positive attitude that will make a difference in the lives of others.

Cub # 3: Best. Remember to find the best in all situations.

CM: Always do your best to have a positive attitude, and share it with those around you. Please join us for the presentation of the colors.

I'm Positive

Alice, Golden Empire Council

(Boys should be very enthusiastic when they say their lines – practice being POSITIVE!)

CM/DL: So, what do you think is going to happen tonight?

Cub #1: I'm POSITIVE this is going to be a great pack meeting!

Cub #2: I'm POSITIVE it will be exciting watching the races! *(OR if you are not having the Pinewood Derby, I'm POSITIVE it will be exciting getting our awards)*

Cub #3: I'm POSITIVE we can all have a great time!

Cub #4: I'm POSITIVE we can all cheer each other on!

Cub #5: I'm POSITIVE everyone will do their Best!

Cub #6: I'm POSITIVE we can all be winners! *(if you aren't having the Pinewood Derby, substitute "I'm POSITIVE we can all do our best!")*

CM/DL: Hey, that sounds great! So, you think we'll all have a good time?

ALL: We're POSITIVE!

A Positive Pinewood Derby Opening

Alice, Golden Empire Council

Materials: Make a sign that says "Be Positive!" You could also make a sign for each boy to hold up, with his part written on the back in LARGE letters. (You can enlarge these images, or have the boys draw their own signs)

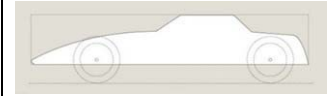
Narrator: What an exciting month! We've all been busy getting ready for our Pinewood Derby – and we're going to tell you all about it. But we need your help – so whenever I hold up this sign (The "Be Positive" sign), we want you to say "Be Positive."



Cub #1: First I had to get my Pinewood Derby Car kit and check out all the pieces. It looked like a lot of pieces to me.

Narrator Holds Up Sign.

Cub #2: Then I had to decide on the shape and color I wanted my car to be. It was hard to decide what I wanted.



Narrator Holds Up Sign.



Cub #3: It was hard work to make the car – I had to sand it over and over, and it took a long time to paint it, too!

Narrator Holds Up Sign.

Cub #4: We also had to follow the rules – some cars were too light – but the adults helped add weight so the car could race.



Narrator Holds Up Sign



Cub #5: I'm excited to watch the race – and cheer on my own car – I hope I win! But it will be exciting to watch all the races.

Narrator Holds Up Sign

Cub #6: Everybody is proud of their car, and the hard work making it. But the most important thing we learned is to.....



Narrator Holds Up Sign

Narrator: Sounds like everyone is ready - but first, let's honor our flag – because it stands for the freedom we have in this country to make our own choices – like we did making our Pinewood Derby cars!

ADVANCEMENT CEREMONIES

Stars of the Show

2011-2012 CS RT Planning Guide

Materials: Awards attached to paper stars

CUBMASTER: Welcome to our pack recognition show tonight! Our first act is starring a group of young men who have been practicing their lines. They worked hard and are ready to receive the great honor of their Bobcat badge. Will the following stars and their parents, please come forward?

(Name boys who are receiving the award.)

This is the first of many performances in your Cub Scout career. I will ask your parents to present the badge to you. *(Do so.)*

Our next act is by awesome Tiger Cubs. Will the following stars and parents come forward to our stage?

(Call up Tiger Cubs and parents.)

These stars have been perfecting their act with their den, with their families, and on their Go See It trips. They worked hard and have earned the Tiger Cub badge. *(Parents present the awards.)*

Some of these stars have learned extra lines and songs. I will present their Tiger Track beads to their adult partners, who will present them to you. *(Do so.)*

Our third act has been practicing for several months and they are terrific! Will the following stars and parents come forward?

(Name the Wolf badge candidates.)

These stars had to learn 12 acts in the Wolf Handbook. They finished rehearsing their scenes and are ready to receive the Wolf badge. *(Parents present their sons the award.)*

Some of these stars have learned extra lines and songs. They will now receive their Arrow Points. *(Parents present Arrow Points.)*

Our next act is super! Will the following stars and their parents come forward to our stage?

(Name the Bear badge recipients.)

These stars have also learned 12 acts, but these acts come from a more difficult script called the Bear Handbook. Their rehearsals are done, and they are ready to receive the Bear badge. *(Parents present the awards.)*

Some of these stars have learned extra lines and songs. They will now receive their Arrow Points. *(Parents present Arrow Points.)*

And now, ladies and gentlemen, we have a stupendous act which takes much skill and requires work and patience. These performers have been practicing very hard to attain stardom. Will the following stars and their parents please come to the stage? *(Call up Webelos Scouts and parents.)*

These stars have attained the rank of Webelos. They have worked hard with their den leaders and activity badge counselors. We honor their great achievements tonight.

(Parents present the awards.)

They must continue to practice for one more award, the prestigious Arrow of Light Award. We'll watch breathlessly as they continue to pursue their shining careers.

Congratulations, all!

P & A Advancement

Alice, Golden Empire Council

Preparation: Gather a group of various items that start with either P or A – Display them on a table, with an award or description of an award and who is to receive it on each item.

Cubmaster: Well, we have an interesting mix of things here on our table tonight. Wonder what it's all about?

Assistant Cubmaster or Den Leader: *(Looking at the stuff, and picking up one of the items)* Well, there seems to be something attached to this one. *(Hands it to CM)*

Cubmaster: Well, this is for *(Calls up the boy by name)* And it seems to be an award – so let's get your parents up here, too!

(Reads what the award is for, has boy pin the parent with the parent pin and the parent present the badge to their son)

Continue on through the items (Pre-arrange so you save important awards for last). When all the awards have been given out, ask if anyone has figured out what's this collection has in common. If no one has an idea, the Cubmaster can explain:

Cubmaster: Well, these items did have something in common. The name of each item begins with the letter "P" or "A" – that stands for "Positive Attitude!" And this month, each of the boys has demonstrated Positive Attitude in learning new skills, perfecting old ones, and completing requirements to earn badges and awards. And that Positive Attitude is part of scouting – don't forget our Motto – Always "Do Your Best!"

Positive Attitudes Advancement Ceremony

Alice, Golden Empire Council

(This is set up for rank advancements – but you can use the same idea to give other awards such as Belt Loops, Activity Pins and special patches – just connect the boy's Positive Attitude to the historical example.)

Cubmaster: This month, the boys in our Pack have been exploring Positive Attitude – and there are also many great examples in history.



Henry Ford set himself the goal to produce a basic, sturdy, reliable vehicle, and in spite of the failure of his first TWO companies and many other design and production challenges, he kept a positive attitude and met his goal.

In Scouting, the basic goal is to earn the Bobcat badge – and a **Positive Attitude** helps new scouts memorize the Promise and Law and learn what's required. *(Calls up boys and parents – Presents the badge to the parent to pin on the boy, and the parent pin to the boy to pin on the parent. Leave time for a photo and cheer)*



The Slinky is a fun toy famous for traveling down stairs – but we have some scouts who have been heading **UP** – and advancing in scouts. And they showed the same **Positive Attitude** that Richard James had when he invented the Slinky in 1943 – he took an accident with a tension spring, added a lot of hard work and creativity, and only a little cash, and came up with a winning idea. Scouts also had to invest hard

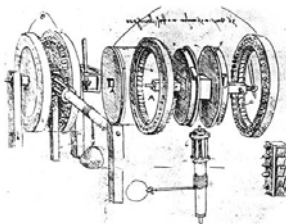
work to take their next step up – the Wolf Badge. *(Calls up boys and parents – Presents the badge to the parent to pin on the boy, and the parent pin to the boy to pin on the parent. Leave time for a photo and cheer)*



Helen Keller and her teacher Anne Sullivan were both examples of real Positive Attitude – Helen lost her hearing and sight as a small child, and without her teacher, she would have been trapped in a silent dark world. It took hard work and a positive attitude to find a way to communicate. And we have some scouts in our pack who can communicate their Positive Attitude in their actions – they have completed all the requirements to earn their Bear Badge. *(Calls up boys and parents – Presents the badge to the parent to pin on the boy, and the parent pin to the boy to pin on the parent. Leave time for a photo and cheer)*



Sometimes it takes only a little Positive Attitude to overcome the feeling that one person can't solve the world's problems. Professor Mohammad Yunus discovered this when he met a poor mother during a famine in Bangladesh and found out that only 22 cents in American money kept her from being able to purchase supplies and stop paying terrible interest to lenders – Yunus began the Grameen Micro Credit system, which led to other micro credit organizations, and has allowed millions to get out of poverty. For Webelos Scouts, it also takes some Positive Attitude and work to complete their Activity Pins and keep moving toward their goal. *(Calls up boys and parents – Presents the badge to the parent to pin on the boy, and the parent pin to the boy to pin on the parent. Leave time for a photo and cheer)*



Leonardo daVinci didn't invent the first car, but he drew designs that have since been built and shown to work. He used a gear shift and direction changing gears, the jack and ball bearings to move gears smoothly in a mechanical engine. He also understood the value of inter-changeable parts long before Henry Ford! And he kept a Positive Attitude as he filled page after page with new ideas! While working toward

the Arrow of Light badge, boys in our pack have spent some time learning a little about engineering – and applying Positive Attitude to complete all the required Activity Pins for their Arrow of Light.

We want to recognize the extraordinary effort required to achieve this goal.

(Move into a more substantial ceremony to present the Arrow of Light, including parents, younger scouts in the pack, Webelos leaders and the boy's new Boy Scout leader – make sure everyone understands that the Arrow of Light is the only award allowed to be moved onto the Boy Scout shirt)

Note: An adult volunteer might want to build a Crossover Bridge for the pack, possibly with the help of the boys – check out the example in Webelos section, which uses all the Points of the Scout Law, which are very close to the Values.

SONGS

Positive Attitude

Alice, Golden Empire Council

(Tune: Cub Scout Spirit)

(Each person should strike an "attitude" as they sing the Attitude lines)

I've got an Attitude And.. it's Positive,
It's Positive, It's Positive
I've got an Attitude And it's Positive,
I know I can learn something NEW!

I've got an Attitude And it's... Positive,
It's Positive, It's Positive
I've got an Attitude And it's Positive,
I know that I can IMPROVE!

I've got an Attitude And it's... Positive,
It's Positive, It's Positive
I've got an Attitude And it's Positive,
I know I can do my BEST!

STUNTS AND APPLAUSES

Bravo Applause

2011-2012 CS RT Planning Guide

Everyone shouts, "Bravo, Bravo, Bravo!" gradually getting louder.

End with huge clapping.

Positive (with) Attitude Applause

Alice, Golden Empire Council

Leader: Say I'm Positive!

Audience: I'm Positive!

Leader: Now do it with Attitude!

Audience: *(Strike a pose with attitude)*
I'm Positive – with Attitude!

Good & Positive Cheer

Alice, Golden Empire Council

Have audience stand and repeat after you -

- 1st. Say "I'm Good!" while pointing both thumbs toward yourself
- 2nd. Say "You're Good!" while pointing to someone else
- 3rd. Say "I'm Positive!"

Lemons & Lemonade Applause

Alice, Golden Empire Council

- ✓ Divide audience into two groups.
- ✓ Assign one group to say "Lemons" and act out picking a lemon and smelling it.
- ✓ Assign the second group to say "Lemonade" and make the motion of twisting a lemon on a squeezer and stirring a glass of lemonade.
- ✓ Then take turns pointing to each group at random several times.
- ✓ End with the leader saying – "You've just made lemonade out of a lemon – Positive Attitude in Action!"

Do Your Best Applause

Alice, Golden Empire Council

- Leader: Who Did Their Best?
 Audience: We All Did!
 Leader: Who was a Winner?
 Audience: We All Were!

RUN-ONS

Alice, Golden Empire Council

- Cub #1:** Mark Twain sure knew how to have a Positive Attitude.
- Cub #2:** Really – what did he do when people didn't like his stories or jokes?
- Cub #1:** He said "keep away from people who belittle your ambitions...really great people make you feel that you, too, can become great.
- Cub #1:** How can a doctor tell your blood type?
- Cub #2:** That's easy – an optimist is always O-Positive and a pessimist is always B-Negative!

Knock Knock Jokes with Positive Attitude

Alice, Golden Empire Council

Knock-knock.
 Who's there?
 Orange hew.
 Orange hew who?
 Orange-hew glad someone likes you enough to tell you a knock-knock joke today?

Knock Knock
 Who's there?
 K-9
 K-9 who?
 K-9, B-6, O-74...BINGO!

Knock Knock
 Who's there?
 Ida

Ida who?
 Ida like to be your friend!

Knock Knock
 Who's there?
 Anti
 Anti who?

Ant I cute, adorable, smart, and cool?

Knock Knock
 Who's there?
 Wa
 Wa who?
 Boy you are really excited to see me!!

Knock, Knock
 Who's There?

My Magic Hat Goes

My Magic Hat Goes Who?

I didn't know you could pull an OWL out of your hat!

"I'm Positive" One Liners

Alice, Golden Empire Council

- I'm positive –
 You're stuck with your debt if you can't budge it.
- I'm positive –
 If you have corduroy pillows you can always make headlines!
- I'm positive –
 A successful diet is the triumph of mind over PLATTER.
- I'm positive –
 A gossip is someone with a great sense of RUMOR.
- I'm positive –
 Reading while sunbathing makes you WELL, RED.
- I'm positive –
 When two egotists meet, it's an I for an I.
- I'm positive –
 In a democracy, your vote counts. In feudalism, your count votes.
- I'm positive –
 A Will is a dead giveaway!
- I'm positive –
 A chicken crossing the road is poultry in motion!
- I'm positive –
 A boiled egg in the morning is hard to beat!

A Kid's Positive View of the Bible

Alice, Golden Empire Council

- 👉 In the beginning, which was close to the start, there wasn't anything except God, darkness and some gas. And the Bible says "The Lord thy God is ONE – but I'm positive he had to be much older than THAT!
- 👉 When God made the world, he said "Give me some light!" Somebody gave it to Him – so he made Adam and Eve. But they didn't have to wear clothes. And they weren't embarrassed, because God hadn't invented mirrors yet!

🦋 When the Old Testament was done, they started the New Testament. Jesus was the Star. He was born in a barn in the town of Bethlehem. I wish I had been born in a barn, too, because then, when my mother says to me, "Close the door. Were you born in a barn?" I could say, "As a matter of fact, I was."

🦋 When a Sunday School teacher assigned her 2nd grade class to memorize Psalm 23, one little boy just couldn't get it done – even though he practiced and practiced. But he did have a Positive Attitude – when it was his turn to say his part, he stepped up and proudly said, "The Lord is My Shepherd – and that's all I need to know!"

SKITS

The Best You Can Do

2011-2012 CS RT Planning Guide

Setting: Two Cub Scouts are on stage. Two more come on the stage.

Cub #1: (Looking downcast) I can't do it.

Cub #2: I'm worried, too.

Cubs #3 and 4: (Coming up to the two boys) Hi, guys.

Cub #3: What's wrong?

Cub #1: We're supposed to be part of the skit for the pack meeting next week.

Cub #2: And we're worried we'll make mistakes.

Cub #1: Or forget our lines.

Cub #2: It's kind of scary.

Cub #1: Yeah.

Cub #3: Oh, come on, guys. You can do it.

Cub #4: Remember the best.

Cub #1: The best?

Cub #3: Yeah, nothing more and nothing less.

Cub #4: The best you can do is to do your best.

Cubs #1 and 2: Huh?

Cub #3: Like this. Stand in front of people. (They all face the audience.)

Cub #4: And look at them and say . . .

ALL: The best you can do is to do your best!

GAMES

BROOM SWEEP RELAY

Pamela, North Florida Council

Supplies: (For each Team)

- 1 broom,
- 1 balloon (inflated), and
- 1 plastic cone

The Play

- ★ Divide your den or pack into equal teams.
- ★ Line up each team behind a starting line.

- ★ Place a plastic cone about 40 feet from the starting line for each team.
- ★ Give the first person in each team a broom and an inflated balloon.
- ★ On the start signal, the first person in each team puts the balloon on the floor and proceeds to sweep the balloon to the cone.
- ★ He circles the cone and continues sweeping the balloon back to his teammates.
- ★ He hands the broom to the next teammate and walks to the end of the line.
- ★ The next player sweeps the balloon to the cone, circles it and sweeps back to his team.
- ★ The balloon is to remain on the ground at all times.
- ★ If the balloon pops, the player must restart from the starting line.
- ★ The first team to have all players complete the clean sweep with the balloon is declared the winner.
- ★ Have extra balloons (inflated) on hand in case one should break.
- ★ This game can also be played outdoors – fill the balloons with water for some wild fun.

Positive Reinforcement Game

Alice, Golden Empire Council

- ★ One boy is sent out of the room where he can't hear what the group is doing.
- ★ The other boys decide on an action they want "It" to do when he returns.
- ★ The first boy is called back into the room.
- ★ Now, using Positive Attitude, the whole group claps to get "It" to do the right action.
- ★ When he gets close to the right action, the group claps louder – if he is starting to do something that doesn't fit the action, the group claps much softer.
- ★ The goal of course, is to get "It" to do the right action – in a positive way!

CLOSING CEREMONIES

Positive Aims of Scouting

2011-2012 CS RT Planning Guide

- Cub # 1:** May I grow in character and strengthen my values every year.
- Cub # 2:** May I always honor my parents and be a good citizen.
- Cub # 3:** May I keep my body, mind, and spirit in good health.
- CM:** As we leave our meeting tonight, may each one of us do our best to keep a positive attitude and follow the Cub Scout motto, Do Your Best, in our daily lives.

Hats Off To Positive Attitude

Alice, Golden Empire Council

Narrator: The boys have spent this month learning about Positive Attitude – and we found lots of great examples:

- Cub # 1:** (*Wearing Top Hat*) Magicians always have a positive attitude!
- Cub # 2:** (*Wearing a Bike helmet*) The best bicyclists always work on having a positive attitude.
- Cub # 3:** (*Wearing a Football helmet*) Every athlete knows that they need to have a positive attitude before every game.
- Cub # 4:** (*Wearing a Chef's Hat*) Every baker expects to have a great result when he follows the rules – that's Positive Attitude!
- Cub # 5:** (*Wearing a farmer's or rancher's western style hat*) And every farmer or rancher has a positive attitude and is willing to work hard to make his crops or animals the best!
- Cub # 6:** (*Wearing a Baden-Powell campaign hat*) And Baden-Powell founded scouting because he had a Positive Attitude about the great potential of every boy.

Narrator: So.....Hat's Off to Positive Attitude!
(All boys Lift their hats to salute the idea)

Happy Faces Closing Ceremony

Utah National Parks Council

Personnel: 8 Cub Scouts

Materials: A happy face sign for each boy

- Cub # 1:** I think there were 1,000 smiles here tonight, but did you know
- Cub # 2:** A smile costs nothing,
- Cub # 3:** But creates much.
- Cub # 4:** It happens in a flash, but the memory sometimes lasts forever.
- Cub # 5:** It cannot be bought, begged, borrowed or stolen.
- Cub # 6:** But it is of no earthly good to anyone unless it is given away.
- Cub # 7:** So, if in your hurry and rush you meet someone who is too weary to give you a smile, leave one of yours.
- Cub # 8:** No one needs a smile quite as much as a person who has none left to give.

CUBMASTER'S MINUTE

I Know You Can

2011-2012 CS RT Planning Guide

You all know the story of the Little Engine That Could. How does it go? The little engine knew that if he didn't at least try, he would never know what he could do. He started out saying, 'I think I can, I think I can.' Then he did it! He said, 'I thought I could, I thought I could.' Boys, I know that you can. Believe in yourself and do your best. When you grow up you will be able to say 'I knew I could.'

Now, everyone, close your eyes and think of something that you want to accomplish. It could be a dream you've always had or your own secret. Maybe it's something you want to be when you grow up. (Take a short pause.)

Have you thought? Now everyone will shout, 'I know I can, I know I can.' (Shout with the boys.)

Do your best!"

The Ant & Positive Attitude

Alice, Golden Empire Council

You all know that the Cub Scout Motto is "Do Your Best." But if you ever start to feel like you aren't old enough, important enough, or experienced enough to make a difference, even if you do your best, go outside and look for an ant. Here is a tiny creature that can be squashed underfoot, washed away by a little stream of water, or easily buried by a spoonful of dirt. But he never gives up – wash him away with a little water, and he will struggle back to his feet and search for the ant trail. Buried under a shovel of dirt, he will dig his way out and continue on his way. Put a brick or a leaf in his path, blocking the ant trail, and he will find a way around or over the obstacle and continue on his way. So think of the ant if you are tempted to give up or think you can't succeed – just pick yourself up, dig your way out, or find a way around, under or over that obstacle – and keep a Positive Attitude!

Positive Attitude & the Power of One

Alice, Golden Empire Council



Sometimes it takes only a little Positive Attitude to overcome the feeling that one person can't solve the world's problems. Professor Mohammad Yunus discovered this when he met a poor mother during a famine in Bangladesh and found out that only 22 cents in American money kept her from being able to purchase supplies and stop paying terrible interest to lenders – Yunus began the Grameen Micro Credit system, which led to other micro credit organizations, and has allowed millions to get out of poverty. And each of us, whether a young Tiger Scout or an experienced adult leader, can have a Positive Attitude and do one thing small thing each day to make our own world a better place.

Positive Attitude & Pinewood Derby

Alice, Golden Empire Council

Every Cub Scout dreams of watching his car win the Pinewood Derby. Each boy has worked hard to design and build his car – and we have seen their Positive Attitude as they cheered on their own car and other boys as well. Our Cub Scouts will have other important dreams as they grow older – and their dreams can come true! We already have the formula – Hard Work and Positive Attitude. Great job, boys – Keep up the good work – and always stay Positive!

CORE VALUE RELATED STUFF

Connecting POSITIVE ATTITUDE with Outdoor Activities

Wendy, Chief Seattle Council

(Adapted from B.A.L.O.O. Appendix E)

- ★ **HIKES** - Have fun even when it is hard to do. If possible, plan a hike that is challenging, lengthy, or has

difficult terrain. Have boys explore how to make this a good experience with positive attitudes.

- ★ **NATURE ACTIVITIES** - Visit a herpetologist or entomologist to talk about how insects and snakes contribute to world ecology. Relate this to having a positive attitude about everyone's place in the world.
- ★ **SERVICE PROJECTS** - Make cheery cards for others. Mail these to an adopted elderly or shut-in person on a regular basis. Look for opportunities to serve friends or family members who are having a tough time.
- ★ **GAMES & SPORTS** - Bowling and golf are good games that bring the importance of positive attitude to mind. Design a game where boys have to turn "don'ts" and "can'ts" into "do's" and "can's." Always have a good attitude, whether win or lose.
- ★ **CEREMONIES** - Discuss the positive attitude shown by the recipient of a public recognition (especially when it is for advancement).
- ★ **CAMPFIRES** - Use a story about positive attitude. Talk about why we applaud and join in when others are performing. Discuss why it's important not to grumble or complain about your part in a skit or ceremony.
- ★ **DEN TRIPS** - Visit with someone who has overcome an adverse situation through positive attitudes. Thank others who show a positive attitude when they have to wait in line or take second choice on something.
- ★ **PACK OVERNIGHTER** - Present boys with obstacles to overcome in order for the overnigher to happen (can't get campground we wanted, rain forecast for that weekend, not enough tents or sleeping bags, etc). Guide them to a resolution, emphasizing a positive attitude.



Positive Attitude Character Connection

www.cubroundtable.com

For all ranks

Character Connection - Positive Attitude

This Core Value only appears in the Wolf book but this Core Value discussion would be great for all Ranks -

- ✓ **Know** - Discuss with your parent or guardian, or your den leader, what it means to have a positive attitude and the "BEST" steps you can take to have a positive attitude. (BEST = Believe it can happen, Expect success, Set your mind, and Try, try, try.)
- ✓ **Commit** - Plan with your parent or guardian, or your Webelos den leader, how you will apply the "BEST" steps for a positive attitude in doing your schoolwork and in other areas of your life.
- ✓ **Practice**- "Do your 'BEST'" to have a cheerful and positive attitude while doing the activities in Cub Scouting.

This Character Connection is from the 2011-2012 CS RT Planning Guide and could be used for all ranks.

- ✓ What does it mean to have a positive attitude?
- ✓ Why is it important? Have you been in a skit or a play before? What can make it difficult for you to be part of a skit or a play? How does having a positive attitude help you? What can you do to improve your attitude?
- ✓ How can a positive attitude help you do your best at school and in other areas of your life?
- ✓ See Fun for the Family, No. 33012, for family activities related to this month's core value, positive attitude.

Tiger Book

Character Connection - Positive Attitude

This Core Value does not have an activity in the Tiger Book

Wolf Book

Character Connection - Positive Attitude (Page 70)

- ✓ **Know**- Discuss with your family how a cheerful and positive attitude will help you to do your best at school and in other areas of your life.
- ✓ **Commit**- Discuss with your family how gathering items for a collection may be difficult. How does a hopeful and cheerful attitude help to keep looking for more items? Why is a positive attitude important?
- ✓ **Practice**- Practice having a positive attitude while doing the requirements for "Start a Collection."

Bear Book

Character Connection - Positive Attitude

This Core Value does not have an activity in the Bear Book

Webelos Book

Character Connection - Positive Attitude

This Core Value does not have an activity in the Webelos Book

Positive Attitude Character Connection Activities

Positive Attitude

Positive attitude and resourcefulness are two of Cub Scouting 12 core values to emphasize with this theme. Discuss these traits with the boys in den meetings after a project or activity, or stress them in a Cubmaster Minute at the close of the pack meeting. Encourage the boys to think about questions such as these:

- What does it mean to have a ?
- Why is it important? How can it help you and those around you to have a positive attitude?
- What can you do to improve your attitude?
- What are some things you and I can do to keep a positive attitude?

For Positive Attitude Activities see the Positive Attitude section of Den & Pack Activities

For other **POSITIVE ATTITUDE** Character Connection Activities go to ·

<http://www.cubroundtable.com/assets/pdf-documents/2002-2010%20Character-Connections-Packet.pdf>

January – A Month for Positive Attitude

Alice, Golden Empire Council

January is National Hobby Month!

It's the perfect time to try a new hobby or work on one you already enjoy. Families can work together on some hobbies – like putting together one of those really big puzzles! Take a picture and show it off at the Den or Pack Meeting. Anyone with a hobby is just naturally demonstrating **Positive Attitude** – and their passion can be contagious!

January 1 – New Year's Day

Encourage every Pack Family to Choose some ways to have a more Positive Attitude. Enjoy the parades and games – but you could also spend a little time deciding on some ways you can have a more Positive Attitude in 2013.

Maybe you need to spend a little time each week practicing a skill, or learning some new words, or visiting with family. Maybe you need to tackle a project you keep putting off – you will have a VERY Positive Attitude when you finally get it done!

January 4 – National Trivia Day**January 7 – Old Rock Day**

Webelos can celebrate this day, as they work on the Geologist Activity Pin this month. Here are some other ideas:

- Get in touch with a local rock collecting club or a local college Geology instructor – they are often willing to show scouts how to recognize and collect rocks and minerals. Go to: www.rockhoundkids.com/ or just google Rock Hounds and add your city – they are everywhere and often have great programs or guest experts who love to work with scouts!
- Check out some great ideas and links at www.trailmix.net. They have a great “Rock of the Month” program – really good samples are sent each month - and there is also a mystery challenge online each month.
- Make some Rock Cookies - Here's the recipe:

Rock Cookies**Ingredients:**

- 1 cup butter, softened
- 1 t. baking soda
- 3 cups raisins
- 2 cups chopped walnuts
- 2 cups dates, pitted and chopped
- 2-1/2 cups all purpose flour
- 5 eggs
- 1-1/2 cups packed brown sugar

Directions:

- ✓ Cream together the butter or margarine and the brown sugar.
- ✓ Add the eggs, and beat well.
- ✓ Add the flour and baking soda.
- ✓ Chop the dates, and add them with the raisins and walnuts to the dough.

- ✓ Spoon dough onto cookie sheets.
- ✓ Bake at 350 degrees F (175 degrees C) for approximately 8 minutes.

January 13 – Make Your Dream Come True Day

This is a day to think about what your dream is – what would you like to be? Where would you like to go? And what do you want to do?

Whatever YOUR dream is, if you set goals, and make a plan and work hard, it will probably come true. January is a great time to look ahead – think about what you would like to be doing in five years. How old will you be? Where will you be in school? What can you do now to start moving in the direction you want to go?

Whatever the dream, you will need a POSITIVE ATTITUDE to make it come true!

January 15 – National Hat Day

National Hat Day celebrates all the different hats that you could put on your head. Hats come in all shapes, sizes, colors, materials and styles – just like people! Sometimes hats make a statement. Sometimes they identify membership and promote a cause of a product.

Hats are also practical – helmets protect and keep your brain safe. Some hats provide shade and protection from the sun's harmful rays. At this time of year, some hats keep your head warm.

Now that may not seem important – but did you know that more body heat is lost from your head than any other part of your body? That could really be important when you are out in the snow and wintry weather – so make sure you wear a warm hat!

Hats with Positive Attitude Game

Alice, Golden Empire Council

See if you can match these hats with someone who had or has Positive Attitude. It might be a real person, or a fictional one – it might be someone famous, or just someone with a familiar hat. Do you know who would wear the hat? Can you name someone famous who might wear the hat? Can you tell how this person demonstrates Positive Attitude?

Because one thing's for sure – these hats call for a Positive Attitude!



January 16 – Martin Luther King, Jr. Birthday

Martin Luther King Jr. was a great example of Positive Attitude. He took on projects that looked impossible to many people, like organizing the 381 day Montgomery, Alabama bus boycott after Rosa Parks refused to give her seat to a white man. A lot of Positive Attitude was required to challenge long-standing segregation customs.

January 18 – Winnie the Pooh Day

This is the birthday of A.A. Milne, who wrote Winnie the Pooh and created one of the most loved characters in literature. And Winnie the Pooh is the very picture of Positive Attitude – just give him a “Hunny” pot and he found something positive in the day! So celebrate today by reading or watching one of the Winnie the Pooh stories – and make a treat with bread or biscuits – and don’t forget the honey – oh, excuse me – “Hunny!”

January 24 – Compliment Day

Practice Positive Attitude by looking for ways to give a compliment to someone today – you’ll leave them smiling and share YOUR Positive Attitude!

January 27 – Chocolate Cake Day

January 29 – National Puzzle Day

What a perfect day to do a puzzle! And there are all kinds of puzzles – Sudoku, a number puzzle, and crossword puzzles or even those 1000 piece puzzles that families like to tackle on a cold winter night.

Doing puzzles is fun! And some people just really like the challenge of completing a puzzle and graduating to an even more difficult one. Some people start doing puzzles when they want to kill time. And some people even do puzzles to keep their mind sharp, or to learn new words.

Anyone who starts a puzzle is demonstrating **Positive Attitude** – they expect to be able to find the solution or get every piece in the right place.

But scientists have also proved that someone with a Positive Attitude can actually solve puzzles or word problems 20% better than a person who’s in a bad or negative mood! Those in a bad mood can still solve problems, but they have a narrow view of possible solutions. A person with a Positive Attitude tends to have a much wider view of how to solve any problem!

So stay Positive – and get out those puzzles!

January 31 - Birthday of Jackie Robinson – Check out his story from the December 2012 Baloo – He was definitely a GREAT example of Positive Attitude!

Do Your Best – A Bite at a Time

Alice, Golden Empire Council

Remember that old joke about “How do you eat an Elephant? This month, we can help boys be successful by teaching them to:

- * Break a project down into sections
- * Learn a new skill to do a project
- * Practice the skill on a sample first

We can also teach them about the power of Positive Thinking – every athlete knows that even a difficult task becomes easier and more often fun if they first THINK they can do it and then do their best.

Cub Scouts can learn to take pride in their accomplishments and know that doing their best is more important than winning or losing.

PACK & DEN ACTIVITIES

Positive Attitude for the Den - Make a Den Doodle

Alice, Golden Empire Council

Create a Den Doodle to showcase what the boys have done – discuss with the den how they would like their Den Doodle to look. You can also use hand tools that the boys identify (Wolf Ach. #5a, Bear Ach. #20a) to make the doodle – saws, screw driver, hand drill, nails, sandpaper, stencils for lettering, paint and paintbrushes – and let every boy do part of the work! *(One of my son’s dens chose to use a shark for their “logo”)* The Doodle is shown off at every pack meeting – a visual record of accomplishment! So this project is also an example of Positive Attitude – the Value for January! When a boy is done with the rank, his lacing and beads can go with him.



Each boy has his own length of lacing, and beads can be added for each field trip, achievement, elective – use pony beads, make your own, or even use special “beads” to fit the situation, such as a bear claw for earning the Bear badge. To personalize the boy’s length of lacing, have each boy bring a frozen juice lid, paint them and add a school picture to the center – so everyone will know who’s who!

Positive Attitude for a Boy - Make a Shadowbox

Alice, Golden Empire Council

Another project using tools – and allowing for Positive Attitude - would be to have each boy make a shadowbox – then it can be used to display patches earned during the Cub Scout years! While making the Shadowbox, each boy could identify and use a tape to measure, a carpenter’s pencil to mark edges, a mitre box (if you make a box with mitred corners), carpenter’s glue, a screwdriver and screws to make the box, and small nails and a hammer to add the backing.

At your monthly Pack Committee meeting, challenge each Den Leader to use Positive Feedback during the month – You might want to ask a professional teacher to do a short lesson and give specific examples of Positive Reinforcement. Also see the section about Den Discipline with a Positive Attitude.

Practice putting a “Positive” spin on everything during the month – If a boy has difficulty doing some requirement, teach him by example to use the words “Next time I could...” or “Maybe it would help if.....” or “Well, at least I did.....” Look for opportunities to teach “positive spin” and encourage continued effort – and share the idea with parents so they can do it, too. See how many “positive spin” phrases or ideas the boys can come up with!

Focus on the talents, interests and/or collections of each boy this month – Help each boy learn how to best display his unique talents in an interesting way. Teach boys how to make labels and let them practice explaining their collection or interests at den meetings.

During the month, have only treats that start with P or A – or both! See Cub Grub for a list and where to find even more ideas! And each time you eat the treats, remember to mention Positive Attitude!

Learn more about people who have shown Positive Attitude throughout history. Boys, dens or families can use a visit to the library or internet sites to find an example that each boy is interested in. Boys could also draw or print a

picture of the person and tell or write something of their story for the den or pack meeting.

Challenge each boy or family to tackle a new talent this month – they could take photos, make a display, or tell about what they did to use Positive Attitude in making a change.

Play the Positive Attitude Game – Check it out under the Meeting #9 plan for Bears.

Positive Attitude & Money

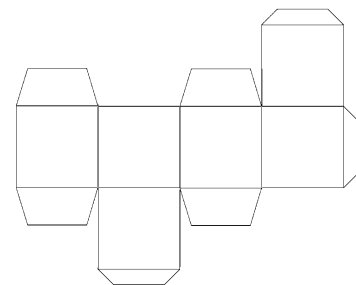
Alice, Golden Empire Council

Challenge your families to help the boys have a more positive attitude about how the family money is spent.

Gather the most recent pay stubs, and either real or play money to match the amount shown. Also make a list or label some envelopes with the standard expenses, such as rent or mortgage, food, etc. Now tell the kids they are going to get to help plan how to spend the money for the month. As you pull out a bill, let the kids count out the proper amount to remove from the original stack and put it in the right envelope or pile. It can be a real eye-opener for both parents and kids to see where the money goes, and how little is left over!

Encourage saving and knowing where your money goes by making special piggy banks. Each boy can make a “bank” that has two or three sections – so that 10% of his allowance can be saved, 10% can be put aside for giving or tithing, and 10% can be put aside for special spending – for something that will take more than one allowance to get. I have several ideas about how to make this:

Bank #1: Make three boxes out of heavy paper, cut a slot in the top of each, and decorate the front to represent Savings/Giving and Spending. Then glue all three boxes together. Here’s a pattern that you can enlarge and print out on heavy paper, then cut and fold and glue the edges together as needed.



Bank #2: Use two or three Pringle’s cans, with a coin slot cut into the plastic lid, one canister for each section. You can cover the cans, or paint them and decorate with magazine cutouts or pictures to show what each section is for. Then tape and/or glue all three cans together



and label as “Jacob’s Bank.” The plastic lid can easily be removed when it’s time to take out the money.

Bank #3: Use a 2 liter bottle as the basis for a “piggy” bank. But cut the bottle into three sections, and make a slit in the top of each to put the money in. You can use a round of cardboard or paper glued on the cut ends to create two or three sections, then tape the whole “piggy” back together and paint and decorate with a tail, snout and ears. Of course, when you take out the money, you will have to re-tape!

Positive Games

http://www.ehow.com/info_8320977_positive-attitude-games.html

http://www.ehow.com/way_5329550_game-ideas-positive-attitude.html

<http://www.livestrong.com/article/156410-positive-thinking-games/>

<http://www.dol.gov/odep/topics/youth/softskills/Enthusiasm.pdf>

Pollyanna's Game

In the children's book Pollyanna, the main character is a young girl who makes a game of finding the good in everything. You play by finding reasons to be glad given a list of bad situations. If you're in an accident, be glad you survived. If your favorite toy is broken, be glad you had a chance to play with.

Die Positive

Roll a 1 & tell what you're thankful for.
 Roll a 2 & tell what people compliment you on.
 Roll a 3 & tell what makes you feel good about yourself.
 Roll a 4 & tell something nice you have done for someone else lately.
 Roll a 5 & tell an ability you are proud of.
 Roll a 6 & tell something you would like others to know about you.



Jokes:

Why is grass so dangerous?
 Because it's full of blades.

What is a tree's least favorite month?
 Sept**timber**.

I have an obsession with wind farms.
 I'm a huge fan.

What did the baby LED bulb say to his mommy?
 I wuv you **WATTS and WATTS!**

How do you cut the ocean in half?
 With a **SEA SAW!**

What is the smartest renewable energy?
 Brain Power!



Why did the gardener plant a light bulb?
 She wanted to grow a power plant!

How does mother earth feel about wind power?
 She's blown away!

Did you hear the one about the aluminum recycling plant?
 It smelt!

How do oil companies deal with tanker spills?
 Slick lawyers.

Find more jokes at:
<http://www.couponsaregreat.net/earth-day-jokes-for-kids/>
<http://www.dltk-kids.com/crafts/earth/riddles/index.htm>



Core Value - Positive Attitude

Bear Achievements:

Meeting Plan 13 & 14 Ach. 6 Take Care of Your Planet
15 & 16 Ach. 21a Build a Model

Bear

Meetings 13 & 14 Ach. 6 **Take Care of Your Planet**

6a. Recycling web sites with information on finding recycling centers, conservation issues, etc....
<http://www.recyclingcenters.org/>
<http://earth911.com/> (this website has crafts using recycled materials like the ones pictured below).



Why not **make a cool bag out of an old t-shirt** with the boys? They learn about recycling & get both a handy skill (sewing) & a useful item. Simply cut off the sleeves, cut the neck (following the scoop shape) to get the opening wide enough to use, & sew the bottom shut. If you feel adventuresome – you can cut slits, like above.



6b. Here is a web site that lists the top chosen native tree for each state.

<http://www.icogitate.com/~tree/species/trees.of.north.america.htm>

6c. Here is a site that offers short explanations of the problems with garbage dumps.

http://www.ehow.com/info_8134398_problems-garbage-dumps.html

see last year's January Baloo for an awesome snack to explain how a landfill works. **Incredible Edible Landfill**



Here are some facts you can discuss with this activity on **How long it takes for some objects to decompose?**

Cotton Rag	1-5 months
Wool shirt	1 year
School paper	2-4 weeks
Tin can	100 years
Painted wooden stake	13 years
Aluminum can	200-500 years
Plastic milk jug	100 years & up
Glass bottle	1,000 years & up
Cigarette butt	1-5 years

Plastic container 20-30 years




6f. Some power companies have web sites with useful information about how they operate & energy conservation. Some have fun educational games & activities. Check yours out.

Here's the 1 I used; it has a nice education section & fun "energy factory" experiments (like the 1 below)!

<http://c03.apogee.net/contentplayer/?coursetype=kids&utilityid=firstenergy>

<http://c03.apogee.net/contentplayer/?coursetype=kids&utilityid=firstenergy&id=16236>



Complete a circuit

Materials:

- A cylinder shaped battery (AA, C, or a D will work)
- Old Christmas lights
- Scissors/Wire Cutters

Cut off a section of the string with 1 light & an even amount of wire on each side. Remove the wire insulation on both ends, exposing the wires. Hold 1 end's wire to the positive side of the battery & 1 to the negative. When the light comes on you have completed the circuit.

Games for 6 a & c.

recycling game

1. Split the kids into 2 teams, or have each child play on their own.
2. Give them a pile of mixed recycled goods: plastics, paper, aluminum cans, or anything else that is safe for a child to toss.
3. Set up 3 bins near each team labeled paper, plastic, & aluminum
4. On the count of 3, see which team can sort the pile into the appropriate bins first.



<http://spoonful.com/crafts/carton-wallet>

Crafts & Activities

Recycled Crafts Can be found at:

- <http://spoonful.com/create/recyclable-crafts-gallery>
- <http://crafts.slides.kaboose.com/277-favorite-recycled-crafts>
- <http://crafts.kaboose.com/holidays/earth-day/recycling-or-reusing-materials-to-make-new-crafts.html>
- <http://www.enchantedlearning.com/crafts/earthday/>

this site has a recycling book with worksheets, crossword puzzles, word searches, crafts, etc...
http://www.energyquest.ca.gov/saving_energy/RECYCLING_FactsGamesCrafts02.PDF



Derby Displays

(Ach. #21b)

Pinewood Derby Display Stand

Alice, Golden Empire Council

An adult could make kits for this simple stand for each boy's car, then each boy can assemble & decorate his own stand. This stand is made from a 1x3 inch piece of wood for the base, a short length of 2x4 inch for the upright, (if you cut an angle on the front side of this piece, the car will sit angled & look really GOOD!), & a piece of 1x2 inch wood for the top that holds the car.

For more details, go to: www.pinewoodpro.com/pinewood-derby-car-stand.htm

Other stands can be found at:

<http://boyslife.org/hobbies-projects/projects/26926/make-a-pinewood-derby-car-display/>



<http://www.instructables.com/id/Pinewood-Derby-Trophy-Stand/>



<http://www.pack479.org/Resources/Derby%20Car%20Stand/Pinewood%20Derby%20Car%20Stand%20-%20202per.pdf>



Positive Games

- http://www.ehow.com/info_8320977_positive-attitude-games.html
- http://www.ehow.com/way_5329550_game-ideas-positive-attitude.html
- <http://www.livestrong.com/article/156410-positive-thinking-games/>
- <http://www.dol.gov/odep/topics/youth/softskills/Enthusiasm.pdf>

Pollyanna's Game

In the children's book Pollyanna, the main character is a young girl who makes a game of finding the good in everything. You play by finding reasons to be glad given a list of bad situations. If you're in an accident, be glad you survived. If your favorite toy is broken, be glad you had a chance to play with.

Die Positive

- Roll a 1 & tell what you're thankful for.
- Roll a 2 & tell what people compliment you on.
- Roll a 3 & tell what makes you feel good about yourself.
- Roll a 4 & tell something nice you have done for someone else lately.
- Roll a 5 & tell an ability you are proud of.
- Roll a 6 & tell something you would like others to know about you.



Jokes:

Why is grass so dangerous?
 Because it's full of blades.

What is a tree's least favorite month?
Septimber.

I have an obsession with wind farms.
I'm a huge fan.

What did the baby LED bulb say to his mommy?

I wuv you WATTS and WATTS!

How do you cut the ocean in half?

With a SEA SAW!

What is the smartest renewable energy?

Brain Power!



Why did the gardener plant a light bulb?

She wanted to grow a power plant!

How does mother earth feel about wind power?

She's blown away!

Did you hear the one about the aluminum recycling plant?
It smelt!


How do oil companies deal with with tanker spills?
Slick lawyers.

Find more jokes at:

<http://www.couponsaregreat.net/earth-day-jokes-for-kids/>

<http://www.dltk-kids.com/crafts/earth/riddles/index.htm>

WEBELOS DENS

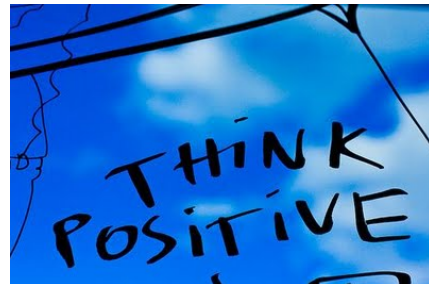


Joe Trovato,
WEBELOS RT Break Out Coordinator
Westchester-Putnam Council

Have a question or comment for Joe??
Write him at
webelos_willie@yahoo.com
There is an underscore between Webelos and Willie

Core Value for January

Positive Attitude



A **POSITIVE ATTITUDE** means that you approach life with optimism and self-confidence. A positive attitude not only helps you overcome difficulty and get the job done, but replacing negative feelings with positive thoughts helps others around us as well.

“Keep your face always toward the sunshine - and shadows will fall behind you.”
— **Walt Whitman**

Walter Whitman was born in Huntington, Long Island, New York, on May 31, 1819 and died on March 26, 1892. He was a famous American poet, essayist, journalist, and humanist.
<http://www.poets.org/poet.php/prmPID/126>

Complete the Positive Attitude Character Connection



1. **Know-** Discuss with your family how a cheerful and positive attitude will help you do your best in school and in other areas of your life.
2. **Commit-** Discuss with your family how completing the requirements for the Arrow of Light may be difficult. How does a hopeful and cheerful attitude help you keep on the trail of success? Why is a positive attitude important?
3. **Practice-** Practice having a positive attitude as you work on the requirements for the activity badges this month..

Nine Steps to a Positive Attitude

<http://www.wikihow.com/Build-a-Positive-Attitude>




Sometimes Scouts and adults just need to be reminded that a positive attitude starts from within. You can use one or more of these ideas and have the scouts draw a picture or tell a story that reflects the idea or demonstrates how the scout will accomplish the task.

1. **Never, never, compare yourself with people.** It points out the good parts in the person and makes you feel bad. Just think of all the good qualities you have too.
2. **Remind yourself most things are possible if you try hard enough.** Set your goal and work to reach it.
3. **Set a goal to make friends.** If you feel you don't have enough of something in your life, such as friends, make a goal to get more of it until you're satisfied.
4. **Give everything a chance before you neglect or reject it.** It might give you something you're happy with in your life.
5. **Grooming.** Appearance can affect you too if you feel ugly. Stay natural. You should change hair styles, clothing, and if you wear it, make up, but that's it. This can help you feel great.

6. **Communicate needs.** If someone makes you feel negative, like a friend, tell whoever it is in a nice way how you feel. Try to fix the problem
7. **Stay upbeat.** Don't let other people drag you down!! What they say is ALWAYS their opinion.
8. **Do what makes you happy and isn't harmful.**
9. **Smile!** Always remember to keep that beautiful smile on your face. Smiling is actually proven to keep you happier when you are down and gloomy on a dreadful day

Book Corner



From the **Cub Scout Leader Book:**

How to Practice Having a Positive Attitude

- ★ Be positive in your thoughts and words.
- ★ Be cheerful. Look for the bright side of all situations.
- ★ Keep a good sense of humor.
- ★ Be optimistic.
- ★ Think good thoughts.
- ★ Believe in yourself.
- ★ Trust your friends, family, and teammates.

(Leader's Book, Page 4-4)

Den and pack meetings can be used to improve peer relationships, teach boys to get along with others and work together, and give boys a group in which they can feel they belong. Badges and recognition items are positive rewards for accomplishments. Cub Scouting can help each boy feel proud of himself in his uniform and as a member of his group.

(Leader's Book, Page 15-4)

The Boy Scouts of America emphasizes a "positive place" in Cub Scouting. Any Cub Scouting activity should be a positive atmosphere where boys can feel emotionally secure and find support, not ridicule, from their peers and leaders. Activities should be positive and meaningful and help teach the ideals and aims of Scouting.

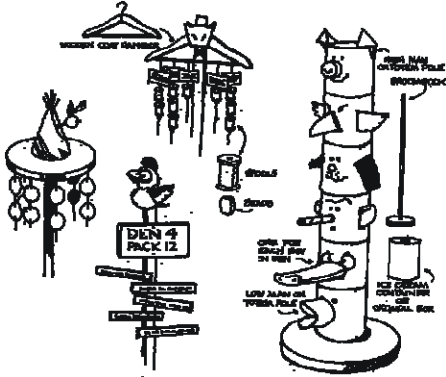
(Leader's Book, page 16-2)

Don't have a paper copy? You can find the
Cub Scout Leader Book at
http://www.scouting.org/filestore/hispanic/english/33221_WE_B.pdf

From the **How-To Book**

Leaders may help scouts to be upbeat by ensuring that their meetings accentuate the positive. Chapter 1 of the How-To Book is chock full of ideas on this topic. "The goal of the chapter is to suggest ways for you to recognize and reward these things. Rewarding the positive encourages boys and will ensure the success of the program for both boys and adults."

Highlighting Advancement with Den Doodles



A den doodle is a clever way to record advancement progress and other accomplishments of the boys as well as a colorful decoration for the den meeting place. It can be something as simple as a chart, much like the den advancement chart, or it can be a simple structure consisting of a cutout mounted on a stand. No two den doodles are alike. Den Doodles are mentioned throughout the How To Book

Beads (for your Den Doodle)!!

Adapted from

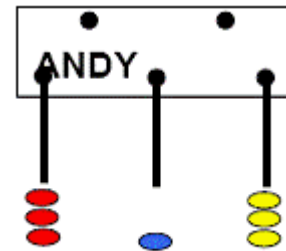
The gray Owl District, Circle Ten Council
<http://www.grayowl.org/CSRT/DenDoodle.htm>

Den doodles are a fantastic way to generate enthusiasm for attendance, wearing a uniform, participating in den meetings, and reaching achievement milestones. When used with the Instant Recognition Beads, it can be a way to motivate underachievers, and reward overachievers at the same time. Remember to bring your den doodles to Pack Meetings to show off your Cubs' progress to their parents and family.


Den doodles can be in almost any shape and size. The only limitations are your imagination and portability. Most den doodles have strings or plastic lace attached to it. When your Cub does something worth rewarding, you put a bead or trinket on the string. Plastic pony beads come in different sizes and every shade in the rainbow (and then some). Assign a colored bead for attendance, one for bringing a book, one for wearing a uniform, etc. Special beads like plastic claws, fancy buttons, or something that stands out can be used to recognize achieving rank.

This example allows you to personalize the den doodle with the Cub's name, then add a bead for

- Coming to den meeting,
- Coming in Uniform,
- Bringing the Book
- or whatever category you wish to create!!!.




Use the three holes in the bottom for string or plastic lace, and the two holes in the top to mount it on a board with doodles for the entire den. Use your creativity and imagination with your den doodles. Make them colorful, interesting, and let your Cubs help design them. Don't be afraid to change your den doodles from time to time to keep things fresh. The Scout Shops have large stickers with the Tiger, Wolf, Bear, and Webelos rank patches. Those can be a great start for you. For Webelos dens, you are allowed to choose a patrol name for your den. Incorporate that patrol animal or "critter" in your den doodle.



A quick trip to the craft section at Wal-Mart, or better yet, an excursion to a large craft store like Michaels, AC Moore, or a Dollar Store, etc. will open your eyes with the availability and variety of inexpensive but impressive beads that are available. There are glow-in-the-dark beads the Cubs go crazy for. There are patriotic beads, hearts, stars, squares, etc. in a fantastic array of colors and sizes. There are literally hundreds of commercial web sites that sell beads in more varieties than the local stores can possibly carry. Also, check out the larger craft stores for small wooden shapes, or "Woodsies." These come in a large array of shapes and sizes. They will require a bit of paint, but they can be used to "dress up" a den doodle in fun and interesting ways. Don't limit yourself, or your Cub's imagination. You will be impressed with the ideas your Cubs will come up with for their den doodle.

Meeting Planner



This month's meeting plans have the **Webelos Den** (First Year Webelos) working on the **Geologist** activity badge,

Meeting 9:

Do: Geologist 1, 2, 8

HA: Review Geologist chapter

Meeting 10:

Do: Geologist 4, 5, 6

HA: Review Engineer chapter.

You will find the meeting plans at:

<http://www.scouting.org/scoutsource/CubScouts/Leaders/DenLeaderResources/DenandPackMeetingResourceGuide/WebelosDenPlans.aspx>

The **Arrow of Light Den** (Second Year Webelos) work on **Readyman** and begin **Handyman**, while preparing for the Arrow of Light ceremony

Meeting 9:

Verify: All Readyman

Do: Readyman 4-7, 8

Meeting 10:

Do: Arrow of Light make up and ceremony preparation

HA: Handyman 1. Review Handyman chapter

You will find the meeting plans at:

<http://www.scouting.org/scoutsource/CubScouts/Leaders/DenLeaderResources/DenandPackMeetingResourceGuide/ArrowofLightDenPlans.aspx>

January Flag Ceremony

A New Year and a New Beginning

<http://www.awesomecoaching.com/pdf/Newbeginnings.pdf>



Follow your standard Color Guard process (see prior November 2012 Bugle for a sample). After the Cub Scout promise (or Boy Scout Law, and Oath, if this is a Webelos Den meeting) and before posting the U.S. Flag you may insert the following:

Reader 1: A new year is like freshly fallen snow. What tracks will we leave this year?

Reader 2: The secret of getting ahead is getting started.

Reader 3: So let's all start this new year with a "Can Do" attitude whether it's doing better in school, helping out around the house, or being an all-around better Scout!

Reader 4: Color Guard, post the colors. (pause) Please join me in reciting the pledge of allegiance.

Den Meeting Helpers

These activities can be used for the gathering or to reinforce/satisfy badge requirements.

Webelos Den



Geologist



What does a Geologist do?

<http://www.cubmasterbobkatt.com/Cubmaster-Bob-Katt-Webelos-Activity-Pins-Geologist-2010.htm>

A geologist is person who studies the history of the earth and its life. In this case, the history books are rocks. Geologists are interested in learning how the earth is made.

Geologists study rock formations at the tops of mountains and deep in the earth's crust. They investigate earthquakes, volcanoes, and geysers. They know about the uses of rocks and minerals. Some geologists search for mineral deposits like gold, diamonds, coal, and oil.

While earning the Geologist activity badge, you will find out how the earth is formed and what is in it. You'll find out what fossils are and learn what they can tell us about the earth millions of years ago.

Den Activities

- ✓ Take a treasure hunt for rocks and minerals. Check specimens on the mineral hardness scale.
- ✓ Use a cigar box or small cardboard box with dividers to display rocks and minerals.
- ✓ Visit a geology exhibit, department, museum, or collection.
- ✓ Tour a quarry, mine or gravel pit. Look for fossils.

- ✓ Visit a rock collector club meeting.
- ✓ Study cause and effect of earth quakes and make posters and charts..
- ✓ Have a contractor come to talk to boys about minerals used in home building such as slate, limestone, brick marble, cement, and gypsum.
- ✓ Visit a jeweler's shop.

The Importance of Rocks



To introduce boys to rocks, tell them of the importance of rocks and how they can determine the wealth of a nation.

Their kinds and quantities can determine whether the people of a nation are poor or wealthy. The importance of rock can easily be pointed out in four different ways:

1. **Food** -- Soil is made up of the fragments of rocks with their minerals and many other substances. Soil is a direct result of the weathering of rock of which it is composed. Except for the products of the sea, all animals and people are directly dependent upon food grown in the soil.
2. **Fuel** -- Fuel comes from rocks. Coal is a rock composed of organic material. Oil is found in rocks such as sandstone and shale. Our economy couldn't exist without a good supply of fuel.
3. **Mining** -- Many ores such as iron, copper, zinc, aluminum, lead, sulfur, and borax rocklike. Without these ores, manufacturing would be impossible.
4. **Construction** -- Tons of crushed rock, gravel and sand that are used in making roads and buildings. There are the various kinds of cut stone used for building blocks and monuments, and the materials used in the building of your home and the many things that are in it.

Physical Geology



Physical geology deals with earth's composition, its structure, and geologic processes by which the surface changes. This includes:

Mineralogy – study of minerals

Petrology – study of rocks

Structural geology – study of arrangement of rocks on earth

Geomorphology – study of the origin of surface features

Economic geology – study of the earth's economic products and their commercial and industrial uses

Historical Geology



Historical geology is the study of the origin of the earth and its inhabitants. It includes:

Stratigraphy – origin, composition, proper sequence, and correlation of Rock strata

Paleontology – study of ancient organisms and fossils

DIY: Dinosaur Fossils

<http://lessonslearntjournal.com>



Adults are needed to bake and cool the dough.

To make your own dinosaur fossils, you'll need: toy dinosaurs; a small cup of instant coffee; 3/4 cup cold water, 1 cup flour, 6 tbsps. of salt; a baking tray; and baking paper.

1. Mix the instant coffee, flour, salt and water together to make dough. The dough needs to be wet, but not so wet that it sticks to your fingers.
2. Eye an amount of dough you think you'll need for your dinosaur imprint.
3. Place the dough on top of the baking tray lined with baking paper and flatten it with your palm.
4. Take your dinosaur and press it gently into the dough to make an imprint.
5. Bake the DIY dinosaur fossils at low heat, (we did ours at 150C) for a few hours, (we took 3-4 hours).
6. Remove from the oven and leave to cool. The DIY dinosaur fossils will harden more when cooled.

Types of Rocks

<http://www.learner.org>



The three main types, or classes, of rock are **sedimentary**, **metamorphic**, and **igneous** and the differences among them have to do with how they are formed.

Sedimentary

Sedimentary rocks are formed from particles of sand, shells, pebbles, and other fragments of material. Together, all these particles are called sediment. Gradually, the sediment accumulates in layers and over a long period of time hardens into rock. Generally, sedimentary rock is fairly soft and may break apart or crumble easily. You can often see sand, pebbles, or stones in the rock, and it is usually the only type that contains fossils.

Examples of this rock type include conglomerate and limestone.

Metamorphic

Metamorphic rocks are formed under the surface of the earth from the metamorphosis (change) that occurs due to intense heat and pressure (squeezing). The rocks that result from these processes often have ribbonlike layers and may have shiny crystals, formed by minerals growing slowly over time, on their surface.

Examples of this rock type include gneiss and marble.

Igneous


Igneous rocks are formed when magma (molten rock deep within the earth) cools and hardens. Sometimes the magma cools inside the earth, and other times it erupts onto the surface from volcanoes (in this case, it is called lava). When lava cools very quickly, no crystals form and the rock looks shiny and glasslike. Sometimes gas bubbles are trapped in the rock during the cooling process, leaving tiny holes and spaces in the rock.

Examples of this rock type include basalt and obsidian.

For more Geologic ideas go to:

<http://www.rockhoundingar.com/cubscouts02.php>

<http://eisforexplore.blogspot.com/2012/02/soil-layers-in-cup.html>



It is easy to use material readily available (and edible!) to teach about the earth's materials and products that come from the soil. Discuss each layer of soil and the composition of that layer as the scouts add layers to their cup. Afterwards have them describe the layers to you as a formative assessment.

Use marshmallows for the bedrock, because they are chunkier. Cheerios serve as our subsoil. Leave some whole and crumbled some near the top of the layer. Use chocolate rice crispies for the topsoil and mixed some mini m&ms in for the humus. Top it off with gummy worms!

Geology Games

Rock Pick Up



Arrange the players around a table or kneeling in a circle on the floor. Give each a saucer with two toothpicks and 12 small rocks. On signal, the contest is on to see who can be the first to lift out five rocks. With each round, increase the number of rocks needed to win.

Mineral Tag



This is played as regular tag, except that the players must be touching an object made from minerals to be safe.

The Biggest Handful



Have the Webelos collect egg-sized rocks for this game and see which boy can hold the most in one hand

King of the Mountain



Draw a large circle on the ground. The denner is chosen as king of the mountain. The other boys must remove the king from the circle to become the new king.

What is Shale?

<http://geology.com/rocks/shale.shtml>



Shale is a fine-grained sedimentary rock that forms from the compaction of silt and clay-size mineral particles that we commonly call "mud". This composition places shale in a category of sedimentary rocks known as "mudstones". Shale is distinguished from other mudstones because it is fissile and laminated. "Laminated" means that the rock is made up of many thin layers. "Fissile" means that the rock readily splits into thin pieces along the laminations.

Oil from Shale

In the late 1990s natural gas drilling companies developed new methods for liberating oil and natural gas that is trapped within the tiny pore spaces of shale. This discovery was significant because it unlocked some of the largest natural gas deposits in the world.

Oil shale is a rock that contains significant amounts of organic material in the form of kerogen. Up to 1/3 of the rock can be solid kerogen. Liquid and gaseous hydrocarbons can be extracted from oil shale but the rock must be heated and/or treated with solvents. This is usually much less efficient than drilling rocks that will yield oil or gas directly into a well. Extracting the hydrocarbons from oil shale produces emissions and waste products that some governments consider an environmental concern. This is one reason why the world's extensive oil shale deposits have not been aggressively utilized.

Other Uses for Shale

Shale Used to Produce Clay

Everyone has contact with products made from shale. If you live in a brick house, drive on a brick road, live a house with a tile roof or keep plants in "terra cotta" pots you have daily contact with items that were probably made from shale.

Many years ago these same items were made from natural clay. However, heavy use depleted most of the small clay deposits. Needing a new source of raw materials, manufacturers soon discovered that mixing finely ground shale with water would produce clay that often had similar or superior properties. Today, most items that were once produced from natural clay have been replaced by almost identical items made from clay manufactured by mixing finely ground shale with water.

Shale Used to Produce Cement

Cement is another common material that is often made with shale. To make cement, crushed limestone and shale are heated to a temperature that is high enough to evaporate off all water and break down the limestone into calcium oxide and carbon dioxide. The carbon dioxide is lost as an emission but the calcium oxide combined with the heated shale makes a powder that will harden if mixed with water and allowed to

dry. Cement is used to make concrete and many other products for the construction industry.

Arrow of Light Den



Readyman



The objective of the Readyman Activity Badge is to teach Webelos simple first aid and emergency first aid for the "hurry cases", and to make Webelos Scouts more aware of safety around the home, bicycle safety and car safety.

This Activity Badge is related Boy Scout Activities: First Aid Merit Badge, Safety Merit Badge

Den Activities

Heart of America Council



- Discuss first aid. Practice the treatment for "hurry cases."
- Put together a first aid kit for your den.
- Practice mouth to mouth resuscitation on a mannequin.
- Talk about where and how to get help in various emergency situations.
- Consult the Boy Scout Field Book for safe bicycling tips.
- Make and display floor plans showing a home fire escape route.
- Discuss home fire escape procedures.
- Make posters showing how and where home accidents are most likely to happen.
- Review bicycle safety rules.
- Plan a bicycle reflector campaign.
- Have a bicycle obstacle course competition.
- Review safe swim defense plan.
- Ask an off duty local rescue squad or ambulance corps to demonstrate some first aid situations and techniques.

- Visit a Red Cross Center
- Visit a hospital or trauma center

Items for a Family Safety Kit



It's a good idea to put together a family safety kit and store it in a duffel (that way it is portable and you can use it later to store water). Some items to put in your kit include the following:

- Canned food like canned fish, meats, and poultry packed in water, canned fruits and vegetables.
- Non-electric can opener
- Bottled water
- Flashlight
- Portable radio
- Extra batteries
- Fire extinguisher
- Essential medication
- First aid kit
- Blankets

Practice for Emergency Situations

- You awaken in the middle of the night. Your bedroom door is closed and you smell smoke. Mother and father are out of town and your grandmother is sleeping in their bedroom. What should you do?
- You are returning home from a baseball game and see a grass fire in a vacant lot near your home. What should you do?
- You see smoke coming out of a window in an apartment building across the street. What should you do?
- A stranger in a blue Volkswagen stops you on your way home from school and offers you a ride. What should you do?
- You find your 18-month-old baby brother playing with a bottle of aspirin that has been opened. What should you do?

- A kindergarten child is bitten by a dog on the way home from school and you are a witness to the Incident. What should you do?
- A first grade boy falls off a swing and lands on his back. You are the first person to arrive at the accident scene. What should you do?
- You are a witness to an auto accident in which a car strikes a girl on a bicycle and leaves her lying in the street. What should you do?
- You awaken in the middle of the night and hear the baby crying. The baby-sitter is asleep in front of the TV set. What should you do?
- A group of kids in your neighborhood are playing by locking one another in an old refrigerator they found in the alley behind a neighbor's garage. What should you do?
- A gang of boys have been teasing a neighborhood dog. The dog is a family pet, but he is growling and shows signs of anger. What should you do?
- The fire bell rings at school and two of the girls decide they'll play a trick on the teacher and hide under the library table while the class goes out for a fire drill. What should you do?
- A first grade boy steps on a rusty nail in the sandbox. It goes through the sole of his tennis shoe and makes a slight scratch on his foot. He doesn't want to go to the school nurse. What should you do?

Games



Look and Remember Game

Select items from a First Aid Kit bandages, tape, scissors, tweezers, gauze, etc, and lay them out on a table and cover them with a towel.

Divide the den into two groups, have the first group come over to the table with paper and pens.

Uncover the First Aid Kit and allow the first group to look at the kit for about 30 seconds then cover the kit up again.

While the second group is looking at the kit, have the first group write down as many items as they can remember.

After the second group has written down all the items they can remember, then uncover the First Aid Kit. Hold up each item and have the boys identify the item and tell how to use it and when to use it.

The boys check off each item that they wrote down on their list.

The group that remembered and identified the most items from the First Aid Kit wins.

Fireman’s Drag Relay

Preparation: Neckerchiefs; participants divided into 2 teams.

Two teams – half the members of each team are firemen, the other half are victims and are laying on their backs.

On signal, the first fireman runs up to his victim, ties his wrists together with a neckerchief, and pulls him back to the starting line with the fireman’s drag.

He touches off the next fireman, who then rescues his victim.

First team to bring in all their victims wins.

What's wrong with me?

Write down several different accidents or afflictions. (Example: A broken leg, a nosebleed, Choking, Shock, etc...)

Place these in a hat and have the boys draw them out one at a time. The boy that drew will have to act out that particular problem.

The first boy to identify the problem must show how to treat it, he now gets to pick and act out an accident.

Save the Baby

This game is played by fire fighters to keep up their skills in searching a building for people. Use it to teach a simple way to get out of a smoke filled building.

Always remember that smoke makes a room very dark and it makes people very disoriented.

Stress that no one should ever enter a burning building.

A doll and a blindfold are needed for this game. The doll is hidden and the boys are blindfolded. The object of the game is to find the baby and get to

the exit the fastest. The best method for searching is to lie on your belly with your arms and legs stretched out.

Feel around then creep on. Always maintain contact with a wall with the same hand. That prevents you from back tracking over an area already searched. If playing on teams, the team must maintain physical contact during the game.

They must find the exit together

Handyman



Den Meeting Activities

- At a hardware store, visit the repair shop, and acquaint the Scouts with a few
- Specific and varied sections in the store, like electrical supplies and hand tools.
- Look for ideas on how to set up a storage area for garden tools and hand tools.
- Arrange a presentation at a well-equipped home workshop. Observing the use of various power tools.
- Talk about the safety precautions in a shop.
- Build a sawhorse.
- Arrange for a local mechanic to visit your Den or visit his garage, perhaps he can show your Den the safe way to change a tire, light bulb and to check the oil and transmission fluid.
- Invite someone for the local bicycling club to tell about the upcoming trips.
- Learn about the kinds of bicycles that are used. Put on a bicycle rodeo for your pack or Den.
- Check with the local fire marshal or poison control center to find out how to store household cleaners and materials that will be safe from small children.
- Visit a service station. Ask an auto mechanic to show the different types of equipment they use.
- Watch a demonstration of preventative maintenance.
- Visit a paint store and watch how colors are mixed. Look at the variety of brushes and the types of paint. Pick out a new color for your house and the trim.

Do Requirement 1:

With your parent, guardian, or Webelos den leader, complete the **Responsibility Character Connection**.

- ★ **Know:** List all the tasks you can think of that are necessary in keeping a household in good shape. Name the tasks that are your responsibility. Tell what it means to be responsible for these tasks.
- ★ **Commit:** Talk about what happens when people don't do their jobs. Tell why it is important to be helpful and to be responsible. List ways that you can be more responsible on your own.
- ★ **Practice:** Choose one of the requirements and show how you are responsible by doing that task well for two weeks.

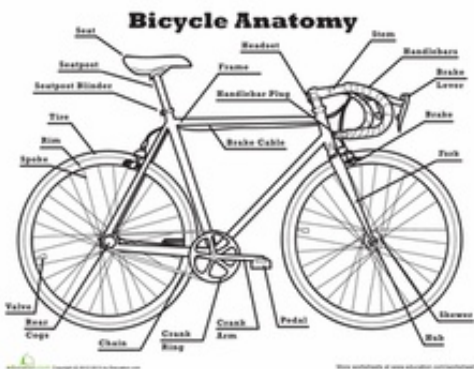
Fix a Leaking Faucet



A leaking faucet is usually due to a defective washer and is a problem that can easily and quickly be resolved.

1. Shut off the water! If there isn't a valve under or near the sink, turn off the main supply valve.
2. Unscrew cap nut of faucet.
3. Using a flat wrench unscrew nut on faucet and pull out stem assembly. (Cloth or cardboard under wrench jaws prevents scratching.)
4. Remove screw on stem assembly, pry out old, worn washer, wipe out grime and put in new washer.
5. Replace screw and reassemble faucet.
6. Turn water back on.
7. Check the garage or storage shed in your house to ascertain the tools or implements are properly and safely stored.

Bicycle Handyman Ideas



Have the boys bring their bikes to den meeting at a local park. Do requirements 5, 6, and 7 from the handbook, then go for a bike ride to help earn the Bicycling Belt Loop and the Bicycle Helmet Safety patch.

Have the boys help plan a mini bike rodeo for a pack meeting where all the Cubs are invited to bring their own bikes. Webelos can set up a "safety station", where they check the condition of safety equipment on the bikes and go over safety tips with the younger Cubs.

Contact the police department to see if someone can come to register bikes in case of theft. In some areas, the police department will run a bike rodeo and safety program for you if the entire pack is involved.

Ride to the neighborhood park and have a picnic.

Go to a bike shop and have an expert demonstrate different types of bikes and show how to take care of a bike.

Secure copies of bicycle maintenance manuals for each boy in your den. The American Automobile Association (AAA) offers many pamphlets and checklists free. Local bike dealers or repair shops may also be able to provide information.

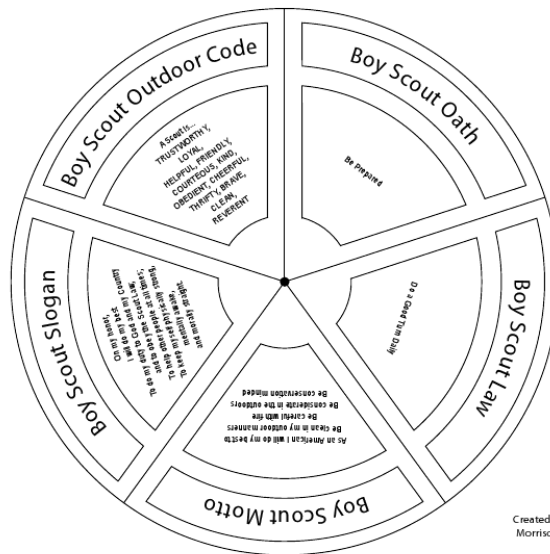
Arrow of Light Requirements

Scout Memorize Wheel

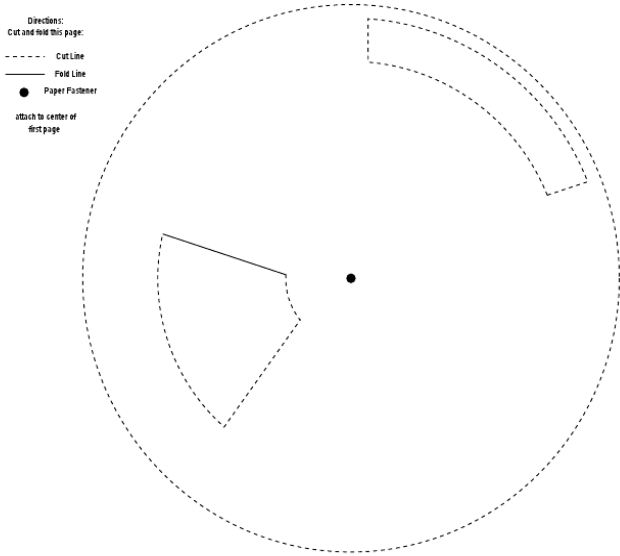
<http://www.oxnardpack3251.org/arrow-of-light>

Make up time for the Arrow of Light Award!

I found this "Scout Memorize" wheel which is a fun way to review and learn requirements. Copy and enlarge. Print on sturdy paper (I find that photo paper works best). Cut out where indicated and connect with a brass fastener. The scouts love them and they work!



Created by Pack 815 Morrison, Colorado



Arrow of Light Test

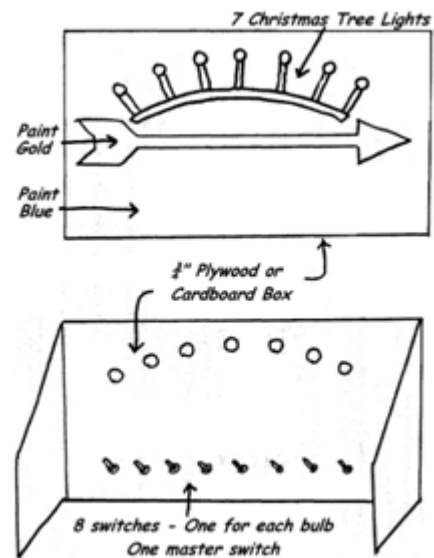
1. Which of these items are parts of a Boy Scout uniform, but not a Webelos uniform?
 - a. Khaki Shirt
 - b. American Flag patch
 - c. Red or Green lapel loop
 - d. Patrol Emblem patch
2. How are Boy Scout rank badges displayed on the uniform?
 - a. The lowest rank badge is at the top of the left pocket and higher rank badges are added under it in order.
 - b. The highest rank badge is displayed on the left pocket with pins for each lower rank ordered under it.
 - c. Only the highest rank badge is displayed on the left pocket.
 - d. Each rank badge is displayed in its pre-labeled position on the Boy Scout rank sash.
3. Which is NOT a significant part of the First Class Scout badge?
 - a. Eagle
 - b. Two Stars
 - c. Three Knots
 - d. "Be Prepared"
4. Which is the Boy Scout Motto?
 - a. Be Prepared
 - b. Do a Good Deed
 - c. Stand Proud
 - d. Give Me Liberty or Give Me Death
5. Which is the Boy Scout Slogan?
 - a. Do Your Best
 - b. United We Stand
 - c. Do a Good Turn Daily
 - d. Be Prepared
6. How many fingers are pointing straight when you give the Boy Scout salute?
 - a. 1 b. 2 c. 3 d. 4
7. Which best describes the Boy Scout handshake?

- a. Use left hand to slap hands high in the air
 - b. Use right hand and shake twice
 - c. Use left hand to shake firmly
 - d. Use right hand with first two fingers extended straight to shake firmly
8. What do the stars on the First Class Scout badge stand for?
 - a. Truth and Knowledge
 - b. God and Country
 - c. Freedom, Safety, and Happiness
 - d. Cub Scouts, Webelos, and Boy Scouts
 9. What do the three points on the First Class Scout badge design stand for?
 - a. Truth, Justice, and the American way
 - b. Duty to God and Country, Duty to Others, Duty to Yourself
 - c. Camping, Conservation, Citizenship
 - d. Tenderfoot, Second Class, First Class
 10. Which part of the First Class Scout badge represents the Scout Slogan?
 - a. The Stars
 - b. The Scroll
 - c. The Knot
 - d. The Shape

Arrow Of Light Ceremony
Baltimore Area Council

Ceremony Board

This ceremony board is easy to make and can be used in many ceremonies.



PERSONNEL: Webelos Leader or Cubmaster; Webelos Scout(s); parents.

EQUIPMENT: Ceremony board (see illustration)

ARRANGEMENT: Room is in darkness. Leader introduces Webelos Scout(s) who are receiving Arrow of Light, and explains they have met the requirements to receive the highest award in Cub Scouting.

LEADER: The purpose of Cub Scouting is to light the way to Boy Scouting.

The first rank in Cub Scouting is Bobcat. Before becoming a Bobcat a Cub Scout learns the Cub Scout Promise, the Law of the Pack, the Cub Scout sign, handshake; motto and salute. (Turn on first light)

Tiger is the rank for First Grade (six year old) Cub Scouts. A Tiger Cub must complete 5 Achievements to earn this rank. (Turn on second light)

The rank for second grade (seven year old) Cub Scouts is Wolf. (Turn on third light) Twelve achievements are required to earn the Wolf badge. Then he works on arrow Points until he is in third grade (nine years old). He can earn as many Arrow points as time and ambition will allow.

Twelve achievements are required for the Bear badge. (Turn on fourth light) Bears are in third grade (eight years old). You can see that as a boy progresses in Cub Scouting, his way becomes lighter. After receiving his Bear badge, he works on Arrow Points until he is in fourth grade

In fourth grade (nine years old) our Cubs become Webelos Scouts. (Turn on fifth light) They wear the Webelos tri-colors on their sleeve and work on Activity Badges to pin to the Tri-colors. To earn the Webelos badge, he must earn the Fitness and Citizen Activity Badges, plus one additional Activity Badge. Webelos stands for "We'll Be Loyal Scouts" and it is the name of the Indian tribe of which Akela is chief. The Webelos Scout is older. He can do more for himself. His parents no longer sign for his advancement; his Webelos Leader does this.

When he is in fifth grade (age ten), he works on the Arrow of Light Award. (Turn on sixth light) To receive this award, he must earn the Outdoorsman and Readyman Activity Badges and at least four more Activity Badges. He learns the Scout Oath, the Scout Law, the Scout Motto, Slogan, Sign, Salute and Handclasp. He learns the parts of the Scout badge. He understands and supports the Outdoor Code. He plans and leads a flag ceremony at a Pack meeting. Now he has earned the Arrow of Light award, the highest award a Cub Scout can earn. (Turn on seventh light) His path to Boy Scouting is now fully lit.

Let's review his path to Scouting.

(Turn out all lights) This is what his path looked like before he entered Cub Scouting.

(Turn on all lights) This is what his path is like now that he has progressed through the ranks of Cub Scouting to the Arrow of Light.

Goodbye Cub Scout... Hello Boy Scout.


Since its origin, the Scouting program has been an educational experience concerned with values. In 1910, the first activities for Scouts were designed to build character, physical fitness, practical skills, and service. These elements were part of the original Cub Scout program and continue to be part of Cub Scouting today



Core Value for January **POSITIVE ATTITUDE**



Positive Attitude: Being cheerful and setting our minds to look for and find the best in all situations.



Chapter 4 of the [Cub Scout Leader Book](#) is a great resource on Character Connections. Chapter 3 is dedicated to helping you make the scout's experience positive.

Some Practical Applications:

- ★ Be positive in your thoughts and words.
- ★ Be cheerful. Look for the bright side of all situations.
- ★ Keep a good sense of humor.
- ★ Be optimistic.
- ★ Think good thoughts.
- ★ Believe in yourself.
- ★ Trust your friends, family, and teammates.

In addition the [Cub Scout Leader How-To Book](#) addresses "Boy Behavior" in Chapter 1, pages 12-14, and stresses the need for leaders to "**Accentuate the Positive**" with recommended activities.

MEETING PLANNER



In tune with this month's core value of *Positive Attitude*, consider how you can make each activity positive and use each as a learning experience for the scout. The [Cub Scout Leader Book](#) provides a three step process for incorporating character development in each activity:

"Leaders can emphasize more values and make more character connections as boys participate in the many activities they enjoy in Scouting. You can connect values while going on a hike, cooking an outdoor meal, or working on a project very easily, using this three-step method:

1. Plan it.
2. Do it.
3. Review it."

See page 23 for additional information.

FLAG CEREMONY



January is National Thank You month. At a time when common courtesy seems to take a back seat to unintended rudeness or apathy, reminding scouts to say "Thank You" is a valuable thing. Our ceremony for January focuses on this simple courtesy. A standard opening ceremony may be used. The following is one method.

CUB GRUB

Treats with Positive Attitude

Alice, Golden Empire Council

For your Pack Meeting refreshments, ask everyone to bring in their favorite food item that starts with a P or an A – then share the bounty – and remember that you are really spelling out "Positive Attitude" – so tell everyone to say something positive about the resulting treat!

Examples: Pears, Peaches, Peas, Pineapple, peanuts, Pumpkin, Pickles, Potato Chips

OR Apples, Apple Rings (dried or candy version), Artichokes, Asparagus, American cheese, Angel Food cake, almonds, Ants on a Log

Want a longer list? Go to:

www.wiki.answers.com/.../What are some foods that begin with the letter P

Here are some Snowballs I am POSITIVE you will want to eat instead of throw!

Festive Eagle Brand Snowballs

Combine 1 can Eagle Brand, 1 tsp. vanilla, 1/3 cup maraschino cherries, quartered, 30 marshmallows (cut in quarters), 1/2 cup chopped nuts of your choice, 2 cups graham cracker or vanilla wafer crumbs. Mix well. Place 2-1/2 cups flaked coconut into a shallow bowl. With damp fingers, roll the marshmallow mixture into 1/4 inch balls and roll in the coconut. Place onto cookie sheets lined with parchment or waxed paper and chill 4 hours or until set. (36-48 snowballs – 10 minutes prep)

WEB SITES

And Other Resources Positive Attitude Games

Experiential Learning Games Self-esteem Games that provide feel-good experiences. Find self-help techniques for children to manage their life successfully against all odds. Play this in groups and use group dynamics to sustain the growth momentum.

<http://www.experiential-learning-games.com/self-esteemgames.html>

Game Ideas for a Positive Attitude

http://www.ehow.com/way_5329550_game-ideas-positive-attitude.html

Positive Thinking Games

<http://www.livestrong.com/article/156410-positive-thinking-games/>

Learning Games and Activities for Kids

<http://www.kids-activities-learning-games.com/>

Slap-Down Thingamajig

Focus: CUT! CUT! Have you ever not wanted to yell this at the top of your lungs as the boys were getting really wound up? Well, now you can and they'll love you for doing it. Here's a theme that gets the film rolling and the creative juices flowing.

To start off your Pack or den meeting, or in the words of Cecil B Reisel "Roll Cameras", and a lot of help from York Adams Area Council try using this prop

Use a piece of scrap 1/2-inch thick wood cut into two pieces: (1/2" by 1/2" by 3") and (1/2" by 1-3/4" by 3"). Connect the two pieces with a piece of vinyl or other material to form the hinge. Paint, as appropriate.

ACTORS' NAMES

York Adams Area Council

How many actors can each boy name? Give out blank sheets of paper and have the boys try to list out every actor they can remember. Let them compare notes, if they want—just get their memories working.

FAVORITE MOVIE SCENE

York Adams Area Council

By the time I was in Cub Scouts, I could list off on one finger the number of theater movies I had seen. Not so anymore (for children or for me!). With VCR, DVD, and mega-movie-complexes, movie watching is truly an American pastime. Have the boys think back over the movies they've seen and have each one identify a particular scene that they like more than any other they'd ever seen. (I bet not one of them lists off the scene in Shenandoah when Boy returns from being captured and joins the family at church!—My all-time favorite scene, I think.)

FAMOUS ACTORS

York Adams Area Council

Go to some Internet sites that have pictures of different actors (try: <http://www.geocities.com/Hollywood/7347/index.html>). I guess you could get pictures from magazines, Sunday papers, etc., too. Print off a picture of each actor and label each one. Give out lists of the actors' names (not in the same order as the pictures) and get everyone to figure out who's who.

HELP THE DIRECTOR

York Adams Area Council

At the end of the section is a maze for you to copy and hand out. If you look really closely, you'll see it's the same maze used for other months, but the pictures have been changed. I wonder if anyone will notice if you hand them out from one month to the next.

OPENING CUB SCOUTING—NOMINATED BEST PICTURE

York Adams Area Council

Setup: Have a special podium set up at the front of the room and have envelopes with the lines written on the outsides of them. Have the boys read off each category and then open the envelop to say who the winner is.

Leader: Tonight we gather to recognize film's greatest achievements and to honor those who have set the stage for even greater shows to come. We will begin our celebration by

honoring the production that has earned "Best Picture" for the past 72 years: Cub Scouting! Here to present the awards are the Cub Scouts from Den ____.

Cub #1: Best Director: This award is for that or those individuals who have made the provided the right direction to ensure the success of the production. It has taken tireless men and women throughout the history of Cub Scouting to make sure that the show has always earned Best Picture. This award goes to... (open the envelop) all if the Den Leaders, Assistant Den Leaders, Committee Members, and Pack Leaders.

Cub #2: Best Supporting Role: This award is for the parents, grandparents, and other supporting adults and their families who have stood behind and supported us as we have worked to make the Best Picture come to life on and off stage. This award goes to... (open the envelop) all the families in Pack ____.

Cub #3: Best Lead Actor. This award recognizes all of the Cub Scouts who have done their best in being Cub Scouts, without whom there would be no reason for the Cub Scouting program. And this award goes to... (open the envelop) the Tiger Cubs, Cub Scouts and Webelos of Pack ____.

Cub #4: Finally, the award for Best Picture Theme. Every year we look at all the nominees to determine the best theme that anyone anywhere could hope for. And this year, the award goes to... (open the envelop) freedom and justice for all—a theme that everyone around the world wants and a theme that each of us needs to work to achieve, a theme that we, as Americans hold so dear. Please rise and join us in reciting the Pledge of Allegiance.

SKITS

How To Organize a Vaudeville Show

York Adams Area Council

A vaudeville show is a collection of individual acts. Your group may have especially talented members who can sing, dance, tumble, or do any one of a variety of things. If so, your show is made.

Another suggestion for tying the show together is to have a clown or Master of Ceremonies introduce each act. He can do this vocally or set up large announcement cards on an easel at the front of the stage. You can also divide your group into sections, making each section responsible for an act. To start off, have a large sign on stage read: "Vaudeville Show Tonight - 8:30." The comedians come on, study the card and say:

1st Comedian: Oh, boy, a vaudeville show! I wouldn't miss this for the world. I haven't seen one in years!

2nd Comedian: What do you mean - in years? You're not that old.

1st Comedian: That may be. But I come from a long line of show people.

2nd Comedian: Oh really? I didn't know that.

1st Comedian: Oh, sure. If there's a long line in front of a show, I get in it!

Introduction for the Jugglers

1st Comedian: Hey, jugglers! Now there's something I know about. I was a great juggler once.

2nd Comedian: No kidding. What did you do?

1st Comedian: I juggled oranges. Why, I was so good that I used to juggle 20 oranges at once and I performed five times a night.

2nd Comedian: Why did you quit?

1st Comedian: I found a better business.

2nd Comedian: What was that?

1st Comedian: Selling orange juice! (The jugglers come on, with the special juggling and balancing props. Have the performers work with the props, making the juggling and balancing look quite tricky. With a little showmanship, the audience will be quite impressed with their ability. After their act, they bow and exit.)

Introduction for the Dancers

1st Comedian: Ah, dancing. How I love dancing!

2nd Comedian: Now I suppose you're going to tell me you come from a long line of dancers!

1st Comedian: Oh, no, as a matter of fact I come from a very short line--mom was only 4 feet 8 inches!

(A chorus line of dancers comes on, dressed in the topsy-turvy costumes. At the end, they may let their "feet" down and exit.)

1st Comedian: That was really something. I used to love to dance on my hands.

2nd Comedian: You did? Wasn't that rather silly?

1st Comedian: Oh, no, that way I didn't step on anyone's toes!

Introduction for the Singers

(The singers enter. Have them mouth the words and movement to a record by a popular singing group. After they complete their act, the comedians return.)

1st Comedian: I remember a singing group I was in. We were pretty well known. I guess you could say our fame stretched far and wide!

2nd Comedian: Oh really? What was the name of your band?

1st Comedian: We were known as Art Gum and his Rubber Band!

Introduction for the Trained Animals

(And on they come - several monkeys with their trainer. The trainer puts them through their paces, a number of tumbling tricks. At the end, the monkeys go off and the trainer takes a bow. The monkeys come back on, drag the trainer off and then they take a bow and exit.)

2nd Comedian: Boy, those monkeys looked almost human!

1st Comedian: Yeah, especially their leader!

2nd Comedian: Dummy, that was their trainer! He IS human!

1st Comedian: Well, for heaven's sake! He looked almost monkey!

Introduction for the Finale

1st Comedian: Oh, it's time for the tin-ay-le already. I just love tin-ay-les.

2nd Comedian: Not tin-ay-les. It's pronounced fin-ah-lee.

1st Comedian: No kidding! Fin-ah-lee. (Spells it.)

F-i-n-a-l-e -- fin-ah-lee.

2nd Comedian: Oh, just say good night to the ladies and gentlemen.

1st Comedian: Good night, ladies and gentlemen, otherwise known as fe-mah-leez and mah-leez.

(The Master of Ceremonies comes out and brings back the performers in the order in which they appeared. Finally, two monkeys come on from opposite sides of the stage holding up signs attached to their tails. One sign says: "The". The other's sign says "End". After they meet at center stage, the entire cast takes a bow and the curtain closes.)

THE GREATEST MOVIE EVER MADE

York Adams Area Council

This is done very much however you wish, but the overall object is to set the stage for shooting an intricate scene, have the actors doing whatever they are supposed to do—on the first cut they mess it up one way, on several subsequent cuts they mess it up other ways, until it finally comes out perfectly—and at the very end, the cameraman asks the director "Do you want me to put film in the camera yet?" or something to that effect. Of course everyone chases the cameraman off the stage.

When doing this, select a simple scene but with enough actors that they can really ham up things. They might be very lethargic at first, and then too animated next, etc. Or they could do the wrong things each time, etc. Have the director being very animated, yelling and screaming from one scene to the next, saying CUT-CUT a lot, etc. And have the cameraman carefully doing his duty, tracking the actors, checking the lighting, etc. This can end up a really hammed up skit, which really throws everyone when the punch line comes.

HOLLYWOOD

York Adams Area Council

Characters: Camera operator, a reader or director, Hero, Heroine, Curtain 1, Curtain 2, one Chair (more if desired). Hour 1, Hour 2, Sun, Darkness, Stairs, Shadow 1, Shadow 2, Clock. All characters are marked with large signs.

Props: Pitcher of water, banana, chalk, small pail, flatiron, stand, table, bowl of goldfish containing a piece of carrot, vegetable grater, sheets of paper, movie camera (box with floodlight to give flickering effect).

Stage Directions: In the sentences of the skit, you will find numbers in parenthesis like this (1). In the left column, you'll find the actions that each character is to do when that sentence is read.

Voice: (either director's or offstage over P.A.): Hollywood! A motion picture in one act, without actors -just characters.

Produced by:

Directed by:

Censored by:

Costumes, buy low and sell high.

Action! Camera! We find our show has now begun.

The Curtains part (1) and the Clock strikes one (2).

The sun rises (3), a little bit late

And our Hero studies before the grate (4).

Over his notes he is studiously pouring (5)
 And their content greedily devouring (6)
 He crosses the floor (7) three times, no more.
 And a fish in the bowl, also, no more (8)
 The Maid comes tearing down the Stairs (9).
 And falls into - one of the Chairs (10).
 Our Heroine sweeps (11) into the room,
 And the Maid flies out (12) like on a broom
 Seeing a bit of the fish's tail (13)
 The Heroine turns a little pale (14).
 But now our Hero on bended knee (15)
 Appeals to her (16) to married be
 The Hours (17) pass as he presses her hand (18).
 But her fruitless appeal we can understand (19).
 Which leaves us with no happy ending.
 So the Sun goes down, lower, lower (20).
 And the shadows came on, slower-slower. (21)
 The clock strikes two (22) and darkness falls (23).
 And, if you please, no curtain calls (24)

1. Curtains separate and walk offstage.
2. Clock strikes hero on head.
3. The Sun stands up, rising slowly.
4. Hero stares at food grater.
5. Hero pours water over sheets of paper.
6. Hero tears notes and chews on than.
7. Hero makes 4 x's on floor with chalk.
8. Hero goes to goldfish bowl and lifts out piece of carrot which he puts in his mouth.
9. Maid runs in and tears up "stairs"
10. Maid falls into lap of "Chair".
11. Heroine enters sweeping with broom.
12. Maid exits making birdlike motions.
13. Hero exposes carrot sticking out of his mouth.
14. Heroine lifts and turns pail.
15. Hero kneels before Heroine.
16. Hero peels banana and eats fruit.
17. Hours walk across the stage from different directions & pass each other.
18. Hero passes iron over Heroine's hand.
19. Hero places banana skin under the stand
20. Sun goes down, halfway, three quarters way, all the way.
21. Shadows come on too fast. Then slow down.

22. Clock strikes Hero and Heroine, and they collapse.
23. Darkness does a prone fall.
24. Curtains walk to center and assume original positions.



PACK/DEN ACTIVITIES

CAMERA SLIDE

York Adams Area Council
 Source: Debbie Kalpowsky

Materials:

- 1/2-inch diameter washers
- 1-inch decking/sheetrock screw 1"
- Wood block 1 X 3/4 X 3/4
- Black paint
- Wood putty
- 3/4-inch PVC slide ring

Equipment:

- Hot glue
- Drill and 1/4" bit
- Small paint brushes

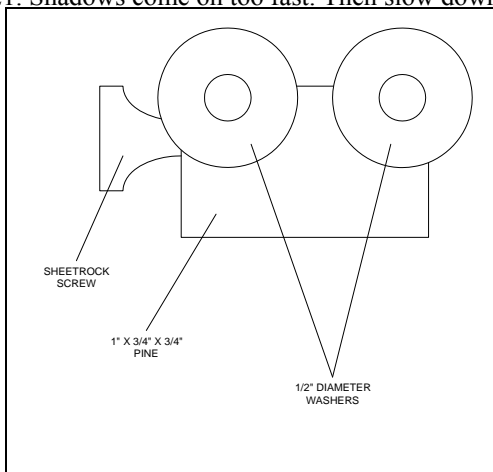
Directions:

1. Drill hole into end of block to insert screw (camera lens).
 Note: Drilling a hole prevents the wood from splitting.
2. Glue screw into block.
3. Fill screw head with wood putty
4. Paint entire assembly.
5. When paint is dry, glue washers to block. Note: You can add fancy "reel spokes" to the washers using permanent markers.
6. Mount the slide ring to back of disk using hot glue.

VISIT A TELEVISION STUDIO

York Adams Area Council

Set up a tour of a local television (or radio) station for the Den. Plan ahead as this is the monthly theme and there's a good chance that many others in the area are doing the same activity. Looking for just about any radio or television station in the area? Check out this website for an exhaustive list of



links to just about any and every station in the area:

<http://www.geocities.com/~dcrtv/sprtv.html>.

PRODUCE A MOVIE

York Adams Area Council

How about getting the boys to produce a film of their own? You can use a prewritten script, have the boys write one of their own, or even have an ad lib film with some theme to it. If you want to buy a script or want some free samples, check out this website: <http://loiswalker.com/catalog/catindx.html>. And here's one with a half dozen free scripts you can use: http://www.storiestogrowby.com/script_body.html.

INVITE A PHOTOGRAPHER

York Adams Area Council

There are many photographers in our geographic area. Maybe you can get one to come it and give you a presentation and then take either a den picture or pictures of the boys in uniform.

TAKE A PICTURE-TAKING SCAVENGER HUNT/HIKE

York Adams Area Council

There's a not-too-old saying that the only thing you should take back from a hike is pictures—not a bad notion. How about set up a den event that involves the boys taking pictures based on scavenger hunt clues? This can get a little pricey unless you can make arrangements with a local shop to develop the film. I'd use disposable cameras and set up a "trail" with clues. If you have a nature path, like Nixon Park, in the area, go there ahead of time and walk along the path to get clue ideas. Then write these out for the boys and take the hike. They'll all be taking many of the same pictures, but that's okay. Have the film developed between den meetings and then let the boys create their own photo books for safekeeping.

INVITE A TELEVISION/NEWS CREW TO PACK

York Adams Area Council

What work goes on behind the scenes that doesn't show up on the television? Why not ask one of the local studios to come to the Pack Meeting to show the Pack and maybe even include the Pack in an evening news broadcast? Here are the contacts for several local stations:

DEN SKITS MOVIE NIGHT

(dens film beforehand and have a night at the movies with popcorn, etc)
York Adams Area Council

Have the Dens put on and film skits in their Dens that the Pack then shows at the Pack

Meeting. Make sure the Pack provides plenty of popcorn and bug juice!

MOVIE MARATHON OVER-NIGHTER

York Adams Area Council

Do you think any of the boys has ever seen an old film projector? Working? Contact one of the college or public libraries to borrow enough movies that they can run all night. Arrange for a good meeting place to hold a Marathon Movie Activity.

CUB GRUB

York Adams Area Council

Well I searched for favorite snacks of actors and kept coming up with an empty plate. So I guess we'll have to resort to the time-honored "movie snacks" for this month's theme.

POPCORN

Make a bowl of popcorn—maybe even show the boys how we made popcorn before there was such a thing as a microwave oven!

JUJI FRUITS & CANDY BARS

Yep. It all boils down to the store-bought goodies. How about Mr. Goodbars, M&Ms, and Goobers?

NACHOS & CHEESE DIP

Buy a sack of nachos and make up some cheese dip (or you can buy it already made). Serve with plenty of napkins, of course!

ADVANCEMENT CEREMONIES

OSCAR Awards

York Adams Area Council

Setting: Try to come up with a really fancy podium and glitzy backdrop curtains. If you have spotlights to use, by all means, use them! You should also put the award announcements in fancy envelopes for the presentation. Tuxedos are in order, if possible. You can also mount the awards on special “trophies” if you can make up some. Finally, you can arrange to have various people from the pack to come forward to make the different award announcements.

Emcee (as in MASTER OF CUBS): Welcome to the evening you’ve all been waiting for—when we reveal the winners of the most coveted of awards, the OSCARS. For those of you who do not know the meaning of OSCAR, it stands for Our Cubs Scouts Are Ready! And ready they are. Tonight we will award many of the boys in our program who, acting or not, have played out the requirements for their ranks.

[For Tiger Cub Awards, use the following.]

Emcee: We will start the program with the TIGER OSCARS. For *Best Tigers of the Year*, the nominees are: Russia’s Syberian Tiger, the ever-sought-after Shere Khan of India, and the Tiger Den(s) of Pack XX. The envelope please.

[Open envelope and pull out special announcement.]

And the winner is... Pack XX Tiger Den(s) X (& Y). [This should be modified to list the names of the individuals who are being awarded the specific awards.]

[Award beads, badges or whatever appropriate awards are and let them return to their seats.]

Emcee: Over the years, there have been many deserving awards for great acting—John “The Duke” Wayne, Jimmy Stewart, Maureen O’Hare and others, but none of these famous actors ever was awarded the OSCAR for Bobcat of the Year. And this year’s nominees include: Pennsylvania’s *Lynx Rufus*, the Bobcat Loader, and the Bobcat Cub Scouts of Pack XX. The envelope please.

[Open envelope and pull out special announcement.]

And the winner is... (winners are) [List the names of the individuals who are being awarded the Bobcat rank.]

[Have parents award the badges and let them return to their seats. Don’t be surprised if someone starts hamming it up trying to thank everyone and their brother!]

Emcee: Wow, what a run on the awards. Seems the Cub Scouts are taking them all. Don’t know if they’ll keep it up, though. Let’s see. Our next OSCAR, the Wolf Award, goes to those who have completed the 12 required achievements activities. The nominees for Wolf are Wyllie Coyote (hey how did he get a nomination?), the Great Timber Wolf, and the Wolf Cubs of Den XX. The envelope please.

[Open envelope and pull out special announcement.]

And the winner is... (winners are) [List the names of the individuals who are being awarded the Wolf rank.]

[Have parents award the badges and let them return to their seats.]

Emcee: Our next OSCAR, the Big Bear of the Year Award, goes to those who have selected and completed 12 of the 24 achievement activities. The nominees for Big Bear include Baloo, an old Grizzly Bear (I thought that was the

Cubmaster!), and the Bear Cubs of Den XX. The envelope please.

[Open envelope and pull out special announcement.]

And the winner is... (winners are) [List the names of the individuals who are being awarded the Bear rank.]

[Have parents award the badges and let them return to their seats.]

Emcee: Over the years there have been many nominees and several OSCAR winners who have starred in western films. Shows like “Who Shot Liberty Valence” and “True Grit” have received the recognition they so well deserved. But tonight we have a special nomination category—best Arrow Point Award, which goes to the actor who has completed 10 elective activities in either a Wolf or Bear film category. The nominees for Arrow Point include Wyllie Coyote (there he is again; don’t know how that keeps happening!), Yosemite Sam (okay, so he took a few arrows in his time), and the Wolf and Bear Cubs of Pack XX. The envelope please.

[Open envelope and pull out special announcement.]

And the winner is... (winners are) [List the names of the individuals who are being awarded the Wolf and Bear Arrow Points.]

[Have parents award the badges and let them return to their seats.]

Emcee: Our next OSCAR, the Webelos Award for Best Activities, includes several subcategories. They are [list off the Webelos Activity Badge types being awarded—e.g., Athlete, Citizen, etc.] The envelope please.

[Open envelope and pull out special announcement.]

And the winner is... (winners are) [List the names of the individuals who are being awarded the Webelos Activity Badges.]

[Have parents award the badges and let them return to their seats.]

Emcee: Our next and final OSCAR, the Best Supporting Webelos Scout, is presented to that actor who has shown his understanding of becoming a Boy Scout. Such an actor has also earned activity badges in several categories and has completed other requirements as well. Our nominees for this award are Akela, Chief of the Webelos Tribe (he is nominated every year, folks) and the Webelos of Den XX. The envelope please.

[Open envelope and pull out special announcement.]

And the winner is... (winners are) [List the names of the individuals who are being awarded the Webelos Badge.]

[Have parents award the badges and let them return to their seats.]

Emcee: That concludes the presentation of the Pack XX Oscars for the program year 2002-2003. We thank everyone for their votes of confidence, their hard, and their dedication to making the Cub Scouting program the Best Picture Winner again this year!

The Academy Awards: A Night at the Oscars
York Adams Area Council

Props: Cardboard cut-outs or poster board of a man, (attach awards to the back of cut-out, a microphone and podium.)

Cubmaster: And now for the presentation of awards to our youngest stars; As always because their parents are such a great inspiration to them we ask that they please come forward with their son, (call wolves and parents forward, present award to parent to present to scout. After your congratulations ask boys if they would care to thank anybody for their progress.) (Also earned arrow points can be awarded at this time)

****At this time we will have a short intermission for a skit or song from den # ****

Now the presentation of awards to our budding young stars, the Bears, they have a Constellation named after them for good reason, they have risen for into the realm of acting. Would these Bears and their parents please come forward. (again present awards to parents to present to their son.

Have scouts relay a short activity that got them the award.) (Also earned arrow points can be awarded at this time.)

****Intermission for a short skit or song.****

Our next group, our Webelos, are being presented the Webelos Badge, having achieved many previous awards in the past on their road to stardom. Would these Webelos and their parents please come forward. (again presents parents with awards to present to their son, and ask each boy what new talent they have learned on this leg of their stardom trail.) (Also earned activity pins can be awarded at this time.)

Star Of The Show Advancement

York Adams Area Council

Cubmaster dressed as reporter at the Oscars with microphone in hand.

Assistant Cubmaster dressed in tuxedo jacket; White envelopes with awards inside.

Cubmaster: Ladies and gentlemen tonight is the night when all the stars come out to see who gets Cub Scouting's grandest prize. Look, look there's (name the boys getting awards) would you fellows and your bodyguards please come up here? (Have boys and parents come to the front while another den leader takes actual pictures or just uses the flash from a disposable camera as the boys come forward)

ACM: I'm so excited who can the winners be? He opens envelope and announces each boy's name and hands out the award to their "body guard". (All this is done to more flashing of the camera)

Cubmaster: What a night, what a night I've never seen a more deserving group of Cub Scouts. Ladies and Gentleman let's give them all a big round of applause.

wave everyone stand and clap while spinning around one time.)

Show time

York Adams Area Council

TV Announcer: (with microphone) Welcome ladies and gentlemen, boys and girls to one of the greatest family entertainment nights of the year. This is Movie Time Pack meeting night!

Sign Holder: Cub holding card saying "applause" walks past the front row of seats showing his card. He can be wearing earphones as if he is getting orders from a control booth.

TV Announcer: We have for you a preview of tonight's attractions. Tonight for your pleasure we will have songs!

Singers: Small group of wildly dressed Cubs with instruments can come in singing words of a pop song.

Sign Holder: He follows close behind with a sign that says "yea!"

TV Announcer: We have for you games!

Athletes: A small group of Cubs come in dressed in team uniforms with balls and giving each other pep talks.

Sign Holder: He follows close behind with a Sign saying "HOORAY."

TV Announcer: Of course we will have a little business to discuss.

Sign Holder: Comes close to announcer with a sign that says "BOO."

TV Announcer: And we will have a lot of fun!

Sign Holder: Comes close to announcer with a sign, that says "OH BOY."

TV Announcer: But before we get on with the show, lets all rise and say the Pledge of Allegiance to the Flag.

TV Announcer: (Like introducing Johnny Carson- swing a pretend golf club) Now hee --aarrs the Cubmaster.

Sign Holder: Shows the "applause" sign again.

ACADEMY AWARDS CEREMONY

York Adams Area Council

Preparation: Cubmaster, as the master of ceremonies, can wear a tuxedo and Assistant Cubmaster, as "envelope woman" can wear a formal gown. Set the mood with "fanfare" type music to be played as the recipients come up to the stage. Awards can be attached to small "Oscar" statuettes cut from card stock.

Cubmaster: Tonight we have several nominees for Bobcat. If your name is called, will those boys and their parents come forward to receive this award. (Assistant Cubmaster, dressed in formal gown, enters and hands envelopes to the Cubmaster.) And the winners are---(Cubmaster reads names of boys receiving awards and, as each comes forward, he hands each their "Oscar" and gives the Cub Scout handshake. Continue for all other ranks.)

SONGS

CUT

York Adams Area Council

One boy is the Director ("IT") and the other boys are actors. The Director gives them

something to act out (like grocery shopping or building a house). The Director calls out "action" and the actors begin to act. When the Director calls "CUT!" everyone must stop. If the Director sees anyone move after that, then the actor who moved becomes the Director.

LIGHTS

York Adams Area Council

This game is played in the dark at night in an open rectangular area (about 20 yards long by 10 yards wide). The person designated "IT" stands at the "end line" of the area and the others line up at the "begin line." IT has a flashlight and listens to everyone approaching. If he turns the flashlight onto anyone and catches him moving, that person starts back at the beginning. The first one to get to the end line takes the place of IT.

CHARADES

York Adams Area Council

This is a game of acting, anyway. Teach the boys some of the nuances of the game and then have them give it a whirl. At the end of this section is a set of rules and gestures for the game.

CLOSING CEREMONY

MOVIE QUOTES

York Adams Area Council

Here are two famous movie quotes (what does it tell us if I could only find two worth including?!) that you can use to leave the group thinking...

"Life is like a box of chocolates; you never know what you're gonna get." —Forrest Gump

"Life is made up of small comings and goings, and for everything we take with us, there is something we leave behind." —*Summer of 42*

A BIG DIFFERENCE

York Adams Area Council

Cubmaster: While it's fun to watch movies and to dream about some of the stories they contain, it's important to remember the difference between "acting" and "living." Acting happens against a script that is written out for you. It is directed by someone nearby who knows exactly what you have to say and do. It is make-believe. Don't be taken in by the saying, "It's bigger than life" because nothing is bigger than life. Living is real. It involves you making the decisions about what you are doing and how you are doing it. It is what matters in the end. So enjoy the movies and the popcorn, but remember that you are responsible for you—you have to choose your way. Through Cub Scouting and Boy Scouting, we try to give you tools to help make the right choices. We hope we succeed—but even more so, we hope you succeed.

PACK MEETING II—THE SEQUEL

York Adams Area Council

Well we hope that you enjoyed the movie tonight. It took a lot of time and energy to make it the success it was. But if