
BALOO'S BUGLE



Volume 5 Issue 1

August 1998

For most of the packs September is the beginning of the Cub Scouting year. It's time to welcome new boys and their families. Include in the pack meeting program opportunities for the continuing families and new families to meet. Boys and families can make new friends. Involve parents from the beginning. Introduce leaders, new and old. Make it fun and easy for new leaders by providing support, the Fast Start training and the materials needed for their new positions. Inform them of the upcoming Basic Training in October (**or whenever your district/council has Basic Training-Chris**), (check with your district executive for the dates). **Boys deserve trained leaders.**

The above paragraph was taken from the Santa Clara Council powwow book.

Cub Scouting is fun with a purpose. In going to training you will learn many things about the Cub Scout program. You will learn the 3 aims of the BSA and the purposes and methods used in the CS program to achieve the aims. I also strongly encourage all parents and unit leaders to attend Roundtable. The Cub Scout program is done around monthly themes. The themes give leaders the basis for their monthly programs. The theme for September for Cub Scouts is "Be A Detective". For the Webelos it is Communicator and Scientist and for the Tiger Cubs I am starting out with Big Idea #1--Getting To Know You (a must), and Big Idea #16--Tell It Like It Is. Learn about Cub Scouting's Language at Pack 114 in Nebraska. Not only can you learn about the language but Barb has a Cub Scout Jeopardy game and other great resources at her site. Just go and enjoy and get some great ideas and help!

<http://www.creighton.edu/~bsteph/pack114/library/>

TRAINING TIP Selecting A Theme

Each year, *Cub Scout and Webelos Scout Program Helps* suggests twelve monthly themes suitable for Cub Scouts and provides program idea on these themes. *Boys' Life* magazine features program ideas each month on the recommended theme. The monthly roundtable meetings provide program ideas on this same theme. Packs are not obligated to use the recommended themes, although there are many benefits to be gained by using them. These themes are selected and planned to appeal to boys and to offer opportunities to achieve the purposes of Cub

Scouting. They are the subjects that will have the most program support material.

This book is available at your Scout Shop. I only included one paragraph from the article due to space in Baloo's Bugle. You will find each month I follow the monthly themes and suggested Activity Badges for the Webelos.

What is A Roundtable CS RT Planning Guide

Don't let the name roundtable fool you. It isn't necessarily round, and you don't need a table. It's a training know-how show. It's the single most important function of the district. It's the Cub Scout program in action. It's your most effective medium for getting the program to the unit. It's an information source for leaders. It's a meeting where leaders can discuss and share what works in their dens and packs--success stories!

Who Attends Roundtables

Roundtables are designed for all pack leaders--Cubmasters, den leaders, Webelos den leaders, and their assistants, as well as den leader coaches, pack committee members, and prospective leaders. Unit commissioners attend the roundtables in which their leaders are involved. This may mean dividing their time between roundtables for Cub Scout and Boy Scout leaders.

Tribute to a Volunteer

Greater St. Louis Area Council

The more you give, the more you get,
The more you laugh, the less you fret.
The more you do unselfishly,
The more you live abundantly.
The more of everything you share,
The more you find that others care.
The more you love, the more you'll find,



That live is good and friends are kind.
For only what we give away,
Enriches us from day to day.

Robin Mallow

TIGER CUBS

Big Idea #1 --Getting To Know You

Denver Area Council

Make a poster as a group with the Tiger Promise, Motto. Have name tag materials and make name tags. Make a totem topper for your Tiger den table. Have a family picnic, discuss what group things you would like to do this year. Open your meeting with the Pledge of Allegiance, Tiger Motto (let the Tigers repeat after the leader). Get ready to go to your next pack meeting and be prepared to say the Tiger Motto. Start a Tiger den scrapbook by giving each Tiger a 3 ring notebook to decorate in one of your first den meetings.


Getting to Know You

Greater St. Louis Area Council

This activity should be used at your first Tiger Cub Meeting. Before the meeting trace the outline of a first grade boy onto large white freezer paper and cut out. Make an outline for each Tiger Cub that has registered in your Pack. Place and tape these outlines in a circle on the floor of your meeting room. With markers and crayons have the boys, as they arrive, color and personalize one outline representing themselves. The boys will be so busy talking to each other and showing their work, that they will be friends by the end of this activity. This is a great icebreaker. Make sure that you have the boys to show on their outline, their favorite activity (such as baseball or ball glove) and at least one favorite thing they like to do with their Tiger Cub Partner. Share the outlines during the Discovery session of your meeting. If possible, keep these and use for a wall decoration at your Blue and Gold.

Big Idea #16-Tell It Like It Is

Denver Area Council



Go visit a TV or News Station; go visit the post office; set up a visit with a ham radio operator and see if you can talk with someone around the world. Practice that Tiger Motto and Promise, make tin can telephones or even make your own personal telephone book. Learn Morse code and see if your Tigers can use the code to spell their name. Play the game Charades. Make a note for all of you Tigers written in Morse code like "collies and ice ream are in the kitchen go to there now" and see if they do what the code tells them.

Make your own simple code: 1=A; 2=B, 3=C, etc.

BALOO'S BUGLE

Heart of America Council

This big idea lets the boy learn some of the many ways people communicate with each other.

1. Learn some sign language.
2. Go on a field trip to the post office, newspaper office, TV or radio station.

PRE-OPENING ACTIVITY

Meet Mister X

Santa Clara Council

As people arrive, explain that there is a mysterious Mister X in the room. Tell them to introduce themselves to everyone asking, "Are you Mister X?" (He is to answer in the affirmative.) At the end of the period, Mister X announces the first person to learn his identity and awards him a prize.

Detective Deciphering

| | | |
|------------|------------------|------------|
| Aremac | Giessuid | credode |
| Tah | Kobetono | pheetonel |
| Screefiba | Kielwa-eaklit | snasseglus |
| Braulcoins | Gaminngfyi sasgl | neciopl |
| Carotin | Cofalifi gadeb | |

camera, hat, briefcase, binoculars, raincoat, disguise, notebook, walkie-talkie, magnifying glass, official badge, decoder, telephone, sunglasses, pencil

OPENING CEREMONY

Detective Opening Ceremony

Trapper Trails Council

Personnel: Six Cub Scouts, Cubmaster, Equipment:

Magnifying glass for each Cub, marbles

Set up: Cubs walk in bent over looking through magnifying glasses at the floor. They make their way to the front of the room and line up. Each Cub then repeats his lines. Cubmaster is outside of the room.

Cub #1: We're here to solve a mystery, we've come from far away.

Cub #2: It seems the meeting cannot start, the Chairman called to say.

Cub #3: The Cubmaster has gotten lost, his marbles he's left behind.

Cub #4: It's our only clue and so we'll search. Maybe another one we'll find.

Cub #5: Hey look you guys at this right here! A marble on the ground.

Cub #6: Get out your magnifying glass, I think he'll soon be found!

All - (Cubs bend over with the magnifying glasses and follow a marble trail out of the room picking them up as they go.)

All - (From outside of the room) We've found him! (The door opens and the Cubs come in with the Cubmaster.)

All Cubs: We've solved this case, but before we rest, know this: A Cub will always DO HIS BEST!"

Opening

Greater St. Louis Area Council

"Detective", wearing a trench coat, hat, etc., enters room and looks at audience.

I have gathered you together tonight to help solve a very important case. As the meeting progresses, I will be asking a few questions so that we can solve this case. And, by the way, no one is allowed to leave the room because you are all suspects. At this time, I would appreciate it if everyone would stand and give the Cub Scout Promise.

LEADER IDEAS

On-line Cub Scout Scavenger Hunt

Chris

(Links to these sites are found in the back)

1. What is the Cub Scout and Webelos Theme for the August, 2000? (hint USSSP home page)
2. What Pack captured the banner of Cub Scout Pack 303 in Spring Hill, Hernando County, Florida?
3. At the Cub Scout Camping Area at Pack 215 in Walnut Creek, CA you can find an insect? What insect is it? How many topics about this insect are under page index?
4. In Pack 114's Library how many different games are listed on the Games for Kids page?
5. What is the last thing "just for fun" listed in "The MacScouter's Kid Corner"?
6. What date and year was it when Samuel Morse sent his famous message and what was it.
7. What was Pack 109 responsible for organizing for the Bear Butte District this year in Sturgis, South Dakota?
8. Where are the Cubs from Carmel Pack 1, in the Westchester-Putnam Council going on August 1st
9. Pack 15 has a brother pack, Pack 15 in another city and state. Name the city and state.
10. What year did Cub Scouting start here in America?

I would like to thank Lorie McGraw for being a huge help this month getting information on whittling and knots for me this month. She got a lot of the info she sent me from Scouts-L, which is an electronic RT. I follow this RT either on a daily basis or if we go out of town I get it in the digest form. If you are interested in subscribing to this list you can find out by going to <http://members.aol.com/commishweb/scoutsl.html>

I had an occasion to whittle last month and it reminded me of when we worked on the Whittlin' Chip as a den. I wanted to talk about it this month and Mike Bowman was kind enough to write the forward for me to this.

This month I have some ideas that you can use to help teach Bears how to whittle. And when your Cubs learn that they are going to get to whittle, their eyes will

BALOO'S BUGLE

probably light up with excitement. This can be a lot of fun for Bears and in their excitement many of them are going to want to carry their knives with them to make sure that they can do the whittling at the den meeting.

Although you will be teaching the safe handling of knives and helping the boys to learn a skill, most schools will not find this a very satisfactory explanation for having a knife on school property. Worse, some schools have a zero-tolerance policy regarding weapons and having a Cub Scout knife at school could result in expulsion from the school. The trick is to work around this so that all of your Scouts get to have fun, but without innocently running into trouble. For example, if your meeting is after school and on school grounds, you probably should plan to hold your meeting at a home or in someone's workshop when you teach whittling. Because boys of this age tend to forget to give mom and dad important information items, you may also want to have a personal word with each parent to make sure that an adult brings the knife to the meeting for each Bear.

The following idea was submitted by Mike Bowman. One idea that I really liked when I saw it at a PowWow was for the den leader to make up a large pocket knife with folding blades out of cardboard, construction paper or what-have-you. The knife was about two feet long, which made it large enough for all the boys to see when the den leader was explaining safety and how to use the knife.

The following was written by Steve Eisenberg. Your Cub Scout knife is an important tool. You can do many things with its blades. The cutting blade is the one you will use most of the time. With it you can make shavings and chips and carve all kinds of things. You must be very careful and think when you whittle or carve. Take good care of your knife. Always remember that a knife is a tool, not a toy. Use it with care so that you don't hurt yourself or spoil what you are carving. Know the safety rules for handling a knife. A knife is a tool, not a toy. Know how to sharpen a knife. A sharp knife is safer because it is less likely to slip and cut you. Keep the blade clean. Never carry an open knife in your hand. When you are not using a knife, close it and put it away. Keep your knife dry. When you are using the cutting blade, do not try to make big shavings or chips. Easy does it. Knives are not toys! Close the blade with the palm of your hand. A knife should never be used on something that will dull or break it. Be careful that you do not cut yourself or any person nearby.

4

A knife should never be used to strip the bark from a tree. Do not carve your initials into anything that does not belong to you.

Test your knowledge

You should close the blade with the palm of your hand

True

False

A knife is just a toy.

True

False

It's okay to keep your knife wet.

True

False

A dull knife is more likely to slip and cut you.

True

False

You should carry your open knife in your pocket.

True

False

Carving your initials into a tree is okay.

True

False

The Pocketknife Pledge (fill in the blanks)

I understand the reason for _____ rules.

I will treat my pocketknife with the _____ due a useful tool.

I will always _____ my pocketknife and put it away when not in use.

I will not use my pocketknife when it might _____ someone near me.

I _____ never to throw my pocketknife for any reason.

I will use my pocketknife in a safe manner at _____ times.

Close, respect, injure, promise, all, safety,

I am all for the soap. But part of the Bear requirement is to earn their whittling chip and IMO, that requires real knives.

As far as ideas go, the fish is the one I usually use, I feel the dog suggested in the book is to hard. Depending on the time of year, an xmas tree, snowman, valentine, or even an arrow might work.

Len

I suggest popsicle stick knives. They carve soap much better than the plastic ones, and are smooth not serrated.

Lorie

This is additional information Lorie found on Scouts-L about whittling.

From: Joe Munsch jmunsch@SLVSOFT.COM

Subject: Re: Whittling Chip Card

BALOO'S BUGLE

Try basswood, balsa, or foam insulating board. Balsa can be found at any hobby shop. Basswood at a good lumber or hardwood lumber yard. Insulating board will be at most lumber yards. Get the kind that's uniform foam, not bead's like a styrofoam cup. It can be found in thicknesses of 1" to 3". Foam is good for mockup of Pinewood Derby car's too. Drawback is it's hard to carve fine detail, but it sands great.

Joe

Pack 623 Boulder Creek, CA

Robert Gerhard RAGerhard@AOL.COM

Subject: Re: Whittling Chip

Instead of using soap to whittle-it can crack easy--

Try mixing vermiculite with plaster. Mix the plaster as per the instructions, then add the about the same amount of vermiculite and let it set. You may have to experiment a bit to get a consistency you like. (A little less vermiculite works better, I think.) This gives you a lightweight medium that carves fairly easily.

Chalk also carves easily, but - because of size - is a little limiting in what you can carve! My favorite? Fruit and vegetables. Easy to carve, delicious to clean up! And no matter how bad the artwork, I can definitely appreciate it!!!

Hope this helps!!

Robert Gerhard

Pack 83, Ft. Worth, TX

"Steven G. Tyler" sgtyler@EROLS.COM

Not an uncommon occurrence (cracking soap), but there's a lesson to be learned here: usually, the carver is trying to make too deep a cut, which shows up in the soap coming off the bar in chunks rather than a curl. If the Cub makes a shallower cut, with the carving coming off in a smooth curl, the bar will seldom break. This also will serve the Cub well when he graduates to pine or other wood, since a big source of accidents comes from trying to force the blade deeper than it should be.

Steve on Cattail Creek - sgtyler@erols.com

<http://members.aol.com/troop339/>

Amy aka Csmayhats

This week at day camp, the boys took slices of apple and earned their whittling chip cards by cutting them in the shape of wagon wheels. The session leader then put the slices in a dehydrator to dry them. They turned out great.

Barb from Pack 114 in Nebraska--visit her site

Our kids liked to fashion soap Pinewood derby car shapes. Other ideas might include an ice cream cone, a whistle shape, a star, a heart, or even a spherical ball. Happy Scouting!

Another pocketknife quiz at Barb's site

<http://www.creighton.edu/~bsteph/pack114/funpages/bear-knife.html>

5

Barb Stephens Academic Computing Creighton
University bsteph@creighton.edu
Omaha, NE 68178

As you can see whittling a fish from soap is kind of a popular idea, but Randy has a different slant on the process

When I fail in my attempt at a fish, I turn the soap 90 degrees and make an arrowhead!

Randy

We were Bears last year and whittled small sailboats from ivory soap (it floats!). When the outline was complete and some of the inside scooped out we put in a mast made from cut-down wooden skewers and a sail cut from a paper or plastic cup. We did, however, use pocket knives with lots of supervision from parents.

Bobbie Beatson

CM & Webelos Leader

Pack 732 - Palm Bay FL

Some suggestions for whittling.....Den's in our Pack have made the following: Indian Chief, an ice cream cone, an arrowhead, and a dog. We used ivory soap and we did use regular pocketknives. Each boy brought their own knife and their parent to the meeting. I was very proud when the meeting ended and no one had gotten cut. They learned the proper way to open and close a knife and the rules of pocketknife safety. Once I was satisfied they could handle the knife in a safe and appropriate manner, we began whittling. Of course, by the end of the meeting I needed a tranquilizer.

Carla, now a Webelos Den Leader, Muscote District Westchester/Putnam Council, NY

Soap carving- animals great hit with boys and girls. There's much more to carve than goldfish! My Jr. Girl Scout troop also carved people (looked more like gingerbread-types, but satisfied a badge requirement. Same can be done by boys.)

-Jan Brewington

Here are some web sites about whittling

<http://www.getasite.com/reitmeyer/whittle7.htm>

<http://www.getasite.com/reitmeyer/whittle5.htm>

SONGS

Oh Where, Oh Where Have My Cub Scouts Gone?

(Tune: Oh Where, Oh Where Has My Little Dog Gone)

Indians Nation Council

Oh, where, oh were have my Cub Scout Gone? Oh where, oh where can they be?

BALOO'S BUGLE

Are they under that tree, making faces at me? Oh were, oh where can they be?

(repeat)

Are they peering through keyholes to show what they know? Oh were, oh were can they be?

(repeat)

Are they under that bush waiting to jump out and push? Oh where, oh where can they be?

(repeat)

Are they running through mud? Are they crashing to thud?

(repeat)

Are they standing in the sea, or right behind me? Oh where, oh where can they be?

Catch The Scouting Spirit

(Tune: "Catch A Falling Star")

Piedmont Council

Catch the Scouting spirit

Put it in your heart

Never let it fade away.

Catch the Scouting spirit

Put it in your heart

Never let it fade away.

For someday soon you'll see

What's been accomplished.

It will make you proud.

And don't forget the fun

And fellowship there you'll

Get rewards beyond compare.

Catch the Scouting spirit

Put it in your heart

Never let it fade away.

SLIDES

Question Mark Slide

Trapper Trails Council



Cut out a question mark from cardboard. Don't cut out the dot. Glue puzzle pieces to the cardboard. Cut a short piece of craft wire and twist. Glue to the bottom of the mark and then glue a puzzle piece for the dot at the end of the wire. Attach a slide backing.

6

More slide ideas at Lorie's site

<http://home.att.net/%7Ellmcgraw/etowah/slides.htm#top>

ADVANCEMENT IDEAS

Immediate Recognition

Istrouma Area Council

As a Cub Scout completes achievements for Wolf or Bear, the den leader should make sure that a simple recognition ceremony is held in the den meeting. Use the Cub Scout Immediate Recognition Kit, No. 1804, which contains enough materials for a den of Cub Scouts for two years. This is a motivational device used to encourage each boy to complete the rank for his age.

Use a brief ceremony related to the monthly theme, or the one below:

Den Leader - We would like to tell you the story behind these wonderful beads. The custom of awarding beads started in the ancient tribe of Webelos. They were given to braves who did their best to help the tribe and others.

Den Chief - Many moon ago, when the animal world was ruled by wolves and bears, the braves of the Webelos tribe feared these strong beasts.

Den Leader - But some braves named (names of boys being recognized), still untried, decided that the best way to live without fear was to learn to understand the creatures of the forest.

Den Chief - So they went, disguised as animals, to live with the wolves and bears. The animals accepted them and all their brothers and called them "cub", just as if the braves were their own. This was according to the Law of the Pack.

Den Leader - For their bravery and friendliness to the beasts, they were given a leather thong with colored beads on it. It signified that he knew the ways of the tribe and did his best at everything without worrying if someone else did better. This is the law which the tribe borrowed from the animals and had the "cubs" learn. (Ask den to form Living Circle and repeat Law of Pack.)

Den Chief - For doing your best in completing three achievements toward your (Wolf) (Bear) badge, I award you (names) this thong and this bead. May you always obey the Law of the Pack.

Advancement Ceremony

Greater St. Louis Area Council

Have various "animal tracks" available as each of the following are discussed.

Cubmaster: (In a secretive manner). We are gathered tonight to study all the details of the scene of the crime. The first animal we need to identify has the following characteristics: It is striped, orange and black, stalks prey, belongs to the cat family. From all the above details I believe we are describing the Tiger family. The next animal track we found was a fairly fresh one.

BALOO'S BUGLE

The items known are it is red in color, spotted, has a short stubby tail, and belongs to the Lynx family. Could it be a Bobcat that was spotted hanging around here:

The next track was harder to trace as it belongs to the Dog family. It loves to eat game and livestock, but especially loves to howl. It is more commonly known as the Wolf.

This track was easy. It is larger in size than the other tracks. It is a mammal with long shaggy hair, and loves to eat fruit and insects. Our Bears are easy to spot.

This was the hardest of all the tracks. It has been here the longest so it was harder to identify. It made deeper grooves like it had more hanging on it. The identifying marks that made it easy to finally identify were its love of candy, sodas and junk food.. And the evidence that it is tall and gangly. Of course, it could only be a Webelos. It greatly relieves my mind that all tracks have been identified and classified into groups. Everyone loves to solve a mystery.

AUDIENCE PARTICIPATION

The Case of the Missing Watson Indians Nation Council

| | |
|-----------------|---------------------|
| Sherlock Holmes | The Game is afoot! |
| Dr. Watson | Brilliant Holmes |
| Detective | I Spy! |
| Investigate | Elementary |
| Old Soldiers | Yes, Sir! Yes, Sir! |

Ever wonder how **Dr. Watson** and **Sherlock Holmes** got together? They were the best detective team that ever **investigated** anything. You remember all the stories **Dr. Watson** chronicled or wrote? **Sherlock Holmes** was a consulting detective and poor old **Dr. Watson** wrote stories about their investigations. The way I heard their story went something like this:

One foggy morning in old London town **Sherlock Holmes** went to the corner newsstand on Baker Street to investigate the news to see if there were any advertisements for jobs for a Consulting **Detective**. Well, low and behold! There was one that just jumped off the page, literally!! (That's a word use in literature). Anyway, somebody needed **Sherlock Holmes** to **investigate** the disappearance of a local Doctor.

Sherlock Holmes hurried 'round to the address listed in the paper to detect if there were possibilities to **investigate** this disappearing act done by a **Dr. Watson**. When he reached the structure he found that the ad had been placed by the landlady/housekeeper of an **Old Soldiers'** home. A really boring place, wherein resided a group of **Old Soldiers** from the Boer War. In chatting with the **Old Soldiers** there and the landlady/housekeeper he was really

investigating the activities of **Dr. Watson**. From the information he got from the **Old Soldiers** and the landlady/housekeeper, Mrs. Jones-Ridley, he detected that investigating this case of the missing **Dr. Watson** could turn out to be the best chance for **Sherlock Holmes** to make a NAME for himself.

The game was now officially "afoot"; he put his foot on the sidewalk and started to do what a **detective** always does, put the pieces together. **Sherlock Holmes** had gathered all of this:

Item 1. **Dr. Watson** was an "Old Soldier".

Item 2. He lived in a very boring place with others from the Boer War.

Item 3. Not much went on there.

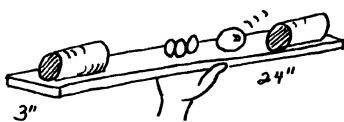
Item 4. **Dr. Watson** liked to tell stories, mostly about that war.

Item 5. **Dr. Watson** had run out of new stories and was very bored!

Elementary!! He shouted for all in the street to hear and **Sherlock Holmes** hailed a hansom cab (that's a horsedrawn taxicab in England). He called to the driver to take him to the nearest library to investigate the disappearance of **Dr. Watson**.

Upon reaching the library, **Sherlock Holmes** strolled through the bookcases called stacks to find **Dr. Watson**. The **Old Soldier** was trying to find new material to talk about at the **Old Soldier** home. The case was solved! The investigation was a success!! And **Sherlock Holmes** and **Dr. Watson** were forever to be partners in solving mysteries and writing stories that you can read today.

GAMES



Roller Ball

Trapper Trails Council

Materials: Board 3" x 24", 2 cans, Ping pong ball
Cut out and sand the board. Glue two cans at either end.
To play, hold the board in one hand and roll the ball back and forth.

Detect These Hazards

Trapper Trails Council

Prepare the room before the boys come to meeting. Have several health and safety hazards items around the room. Give them a paper and pen. See who can find the most. Examples: Frayed electrical cord, matches, poisonous chemicals within reach of young children (use a clean bottle labeled poison!), pile of newspapers, etc.

BALOO'S BUGLE

FUN FOOD

Unbaked Peanut Butter Cookies

Denver Area Council

3/4 Cup sugar, 1 stick of butter, 1 teaspoon pure vanilla extract, 3/4 cup Karo syrup (light), 3/4 cup peanut butter, 4 cups corn flakes cereal.

Mix together sugar, butter and Karo syrup. Cook in saucepan on medium heat until boiling. Boil for 3 minutes. Add cereal and mix thoroughly. Drop by Tablespoons on baking sheet. Allow to cool.

Yield: enough for 15 - 20 people of 1 - 2 snackin' dudes.

Thumbprint Cookies

Ingredients: 3/4 cup shortening

1/2 cup packed brown sugar

1/2 cup peanut butter

1 3/4 cups all-purpose flour

1 teaspoon vanilla extract

1 egg

1/2 teaspoon salt

Directions: 1. Preheat oven to 350 degrees F. 2. In a large mixing bowl, cream the shortening and sugar. Blend in peanut butter, salt, egg, vanilla and flour. Mix well. 3. Shape dough into balls about 1 inch in diameter. Press your thumb in the center of the ball, creating a 1/2 inch depression. 4. Bake for 12 to 15 minutes and cool on a rack. Fill the centers with a tart jelly/fruit preserve. Makes 3 dozen

SKITS

On The Most Wanted List

Denver Area Council

The Israeli police were looking for a man named Joseph, wanted for looting in the port city of Haifa. The suspect was described as the son of a Barcelona ex-nun and a German father. He was a former flutist, and he worked occasionally as a farmer. In short, he was "A Haifa-lootin', flutin' Teuton, son of a nun from Barcelona, part-time plowboy Joe.

I used this skit a few months back. It was sent to me again and I think it works well with this theme. Thanks, Mike.

Sherlock Holmes and Matthew Watson were on a camping and hiking trip. They had gone to bed and were lying there looking up at the sky. Holmes said, "Watson, look up. What do you see?" "Well, I see thousands of stars."

"And what does that mean to you?"

"Well, I guess it means we will have another nice day tomorrow. What does it mean to you, Holmes?"

"To me, it means someone has stolen our tent."

Crime Doesn't Pay
San Francisco Bay Area

(Driver pretends to be driving the bus and pulls up to the first stop. Opens the door.)

Cub #1: Hi. How much is a bus ride?

Driver: 75 cents.

Cub #1: OK. Here you are. (Pretends to drop money in the box. Takes a seat.)

Cub #2: Hi. I'm Tom Crime.

Driver: OK. Take a seat.

Cub #3: Hi. I'm Mike Crime.

Driver: OK. Take a seat.

Cub #1: (Walks up the aisle to the driver) Hey! How come when I got on the bus I had to pay 75 cents and all these other guys get on and they don't have to pay?

Driver: Oh, those guys. That's easy. Everyone know the Crime doesn't pay.

STUNTS AND TRICKS

Jokes

Courtesy of Greenwich Cub Scouts ...

Why do elephants paint their toenails red ?

So they can't be seen when they hide in cherry trees.

Why do elephants paint their ears yellow ?

So they can't be seen when they go swimming in the custard.

How do you know you have had elephants in the fridge?

Footprints in the butter.

How do you get two elephants in a pickup truck ?

One in the cab, one in the back.

How do you get two mice in a pickup truck ?

You can't ... it's full up with the elephants.

How do elephants keep in touch over long distances ?

They make trunk calls.

CLOSING CEREMONY

Clues Closing Ceremony
Trapper Trails Council

- 1 - We look in the sky each morning for clues about the weather to tell us what to wear.
- 2 - We look at our friends' faces and bodies to find clues about how they are feeling.
- 3 - And we also look very carefully at the stew served at school, for clues as to its real identity.
- 4 - The animals and the birds, and insects give us clues in the outdoors.
- 5 - But most of all we like the clues we find to tell us the treat is almost ready to appear.

BALOO'S BUGLE

Look For The Best Cubmaster Minute
Trapper Trails Council

Detectives are trained to look for things that the average person might notice. They need to practice the skills they learn. They are always noticing the smallest details. We can be detectives, too. We can start noticing the little things about people. The good things about them. The longer you practice looking for the good in people, the easier it becomes to find it. When you constantly look for the good in your parents, brothers, sisters, friends and neighbors the good things about you are easier for them to see. Another great thing that happens when you work at being a "good" detective is that you become happier! Finding the good in others makes us better people.

Closing

Greater St. Louis Area Council

"Detective" enters room and addresses the audience.

This was a difficult case to solve, but the clues are all around you. And I am proud to admit that the case is solved. Once you see these clues, you will understand. The first clue was several boys and adults dressed in uniform. The second clue was the meaning of the animal tracks and the awards that were given. Then, of course, there were the songs, skits, and games that were played. Using my deductive reasoning skills I learned in Detective School, I concluded that the only crime committed here was anyone who did not have a good time. At this time, you are all released from the investigation. Good night and thank you for your cooperation.

WEBELOS

What Is A Scout

Denver Area Council

He enjoys a hike through the woods more than he does a walk over the city streets.
He knows the stars by name and can find his way by them. When he walks through the wood, he sees things others do not see.
He speaks softly and answers questions modestly. He knows a braggart but does not challenge him. His sense of honor is his only taskmaster, and his honor he guards as jealously as did knights of old.
A Scout practices self-control, for he knows that men who master problems in the world must first master themselves.
A Scout never flinches in the face of danger. He must be alert to preserve his safety and that of others. He desires a strong body, an alert mind, and an unconquerable spirit. Always to **"Be prepared"**.

Y KNOT LEARN KNOTS

Here are some knot games compiled by my guest editor this month, Lorie She got these from Scouts-L. To help

out I have included some URLs' (internet addresses) that show how to tie different knots.

Take the basic eight knots (overhand, square, clove hitch, two-half hitch, bowline, taut-line hitch, sheet bend, and timber hitch) and see who can tie them in 60 seconds or less. Good patrol round-robin games that enforces the ability to tie them.

Bart

SM T140

Tidewater Council

One that we use is called "Champ-nit" (just don't ask me why!) All the boys form a circle, each with a length of rope. The instructor calls out a knot, and the boys tie it, then drop the rope at their feet when finished. The first one to correctly tie the knot drops out, then the remaining boys go for it again on signal. This process continues, using the same knot, until only one boy is left, who is then declared the "champ-nit" for that knot. The beauty of this game is that the boy who needs the most practice gets the most practice.

Russ Jones csrtj@ttuhsc.edu

When I was a scout, way back when, we did a variation on this game. We had a pyramid shaped board with a tag for each scout. Any scout could challenge a scout on the line above him and if they tied all the eight knots correctly first the tags were switched. You could only challenge once a week. The top three could be challenged by anyone. The top 3 got to be so good that we (yes, I liked this game as i was in the top 3) tied the knots behind our back.

As for your question of games:

The ones that come immediately to mind both test knotting. The first is a variation on "drop the hanky" for those who remember that popular children's' party game. The group sits in a circle with their hands behind their back. One person walks around the outside with a piece of rope; they select someone, place the rope in their hands and say a knot. They then continue around the circle; the challenge is for the knot to be completed correctly before they return to the same place. If the knot is not finished or not correct, the person tying it changes place with them and goes around the circle with the rope. The game can be adjusted according to the knotting skills of participants; either by the range of knots that may be specified or if they are more competent with their knots by requiring the knot to be tied with hands kept behind the back. The other game is knot dodge. Two teams are numbered off. The leader of the game calls out a number and a knot. The person with the corresponding number from one team has to go to a designated point and tie the knot; the person from the other team with the same number has to go to another point and try to hit the person tying the knot by

BALOO'S BUGLE

throwing a ball (or a beanbag) at them.

So the person tying the knot has the double challenge of tying the knot correctly while also dodging the throws. We used to play this on a basketball court; a length of rope was tied hanging down from the stand behind the backboard, and the knot was tied with a second length of rope onto the first. The person tying the knot would signal they had completed it by swinging on the joined ropes. The person throwing the ball had to throw from behind the free throw line (with older scouts who can throw harder and more accurately this may even need to be inside the center circle) They can go anywhere to retrieve the ball after a throw, but cannot throw it again until they have returned to the free throw line.

Grant O'Neil

Assistant Venturer Leader

2nd Ballajura Venturer Unit

Swan Valley District

Western Australia

poneilgdo@alpha2.curtin.edu.au

<http://student.curtin.edu.au/~poneilgdo/>

Kem White dkw@APLCOMM.JHUAPL.EDU

National Pike District Cub Scout Training Staff

Baltimore Area Council

Knots Galore - Give the team captains a 24-inch length of rope. At the signal, the captains tie a knot in one end of the rope, the second player ties one near the first, and so on down the line. There should be one knot for each player on the team. After all the knots are tied and the number checked, it goes down the line again with each player untying a knot. First team to finish wins.

Rope Throw Rescue - Each den (or team) has a coil of rope. Adults representing drowning victims are in the water. Each Webelos in turn throws the rope to the drowning person who grabs it and then lets it go. The player recoils the rope and hands it to the next player. Repeat until all den members have cast successfully. Can be played on land, too.

Save My Child - You will need 6 pieces of 4-foot long rope per team, a blanket (for indoor game) or a wagon (for outdoor game), and a broom handle or stout stick. The object of the game is to tie the ropes together to have a rope long enough to throw to someone out about 15 feet away and pull them to safety. One boy sits on the blanket or in the wagon and waits for his team to tie the ropes together using square knots or sheet bends. Once the rope is thrown to the waiting boy, he must tie a bowline in the end while the other boys tie a clove hitch around the stick. All pulling must be done on the stick and not the rope. The first team to pull the boy to safety with all the knots properly tied wins.

Knot Step Contest - Line up the Webelos at one end of the room. Each is given a 6-foot length of rope. Call out the name of a knot. Each Webelos ties the knot. Judges

BALOO'S BUGLE

check the knot. Each Webelos who tied the knot correctly can take one step forward. The process is repeated until a Webelos is across the finish line.

Square Knot Relay - Divide the den into two teams. Give each boy a piece of rope. At the signal, the first boy runs down to a rope lying on the ground, ties his piece to the end using a square knot or sheet bend, and returns. Each boy repeats in turn. The first team to successfully tie all pieces of rope together using correct knots wins.

Friendship Circle Closing - Each den member is given a 3-foot length of rope which he ties to his neighbors with a square knot so that a circle is made. Boys pull back on the line with their left hands and make the Cub Scout Sign with their right. The Den Leader says, "This circle shows the bond of friendship we have in Cub Scouting. Now please join me in the Cub Scout Promise."

Also the following web site has some animated knots

<http://www.bsw.net/~bgibson/knots/>

More animated knots

[http://www.geocities.com/Yosemite/Rapids/4785/knot.htm](http://www.geocities.com/Yosemite/Rapids/4785/knot.html)

1

A Special Gift

Hopefully, you can use this idea for someone, young or old in your pack or your life.

Scouters who want a flag that has flown over the Capitol should send their requests to one of their senators or representatives. Prices range from about \$7 to about \$19 depending on the flag size and fabric. There is a \$3.30 fee for flying, plus shipping costs. Each flag is sent with a certificate giving the date that it flew over the Capitol and for whom it was flown. People also can ask that the flag be flown on a specific date to mark a special occasion. Orders should be placed at least a week to 10 days in advance of the date the flag is to be flown.

Communicator

Sam Houston Area Council

Communications is the foundation for human relationships. Those that communicate successfully go far in life. We need to teach our boys how to communicate effectively. In the Communicator Activity Badge, they will learn some of these skills.

Activities

Sam Houston Area Council

Have each boy prepare a story for a special edition of the den newspaper. They can tell about something they did in Webelos that was special for them, some school or sports activity that they enjoyed, or almost anything. Have them design the paper's banner (top of the first page).

Distribute at the pack meeting or, if copying is a difficulty, prepare a poster with the newspaper on it to share with the pack.

If you are fortunate to have a parent with a video camera, have the boys produce a television newscast that tells about

their Webelos den activity. Share this with the den parents at a parents meeting.

Suggested Den Activities

Viking Council

Learn the alphabet in sign language, or study the Braille alphabet.

Invite a person who uses either of these skills to communicate in their daily life to come and speak to the den.

Study different codes, such as Morse or Flag. Build a telegraph.

Discuss hand signals used in work, in play, and in transportation.

Learn to use a CB radio properly and learn the code.

Visit a radio station, television studio, or Telephone Company.

Tour a newspaper office.

Learn about computers.

Take as a field trip to the library; learn to use microfilm records to look up something; read a book and give a report on it.

The Emergency Broadcast System Test

San Francisco Bay Area

Boys stand in a line facing the audience. The announcer for the group says, "THIS IS A TEST OF THE EMERGENCY BROADCAST SYSTEM. REMEMBER THIS IS ONLY A TEST!" The boys then hum very loudly for several seconds. After the boys stop humming, the announcer says, "IF THIS HAD NOT BEEN A TEST, BUT AN ACTUAL EMERGENCY, WHAT YOU WOULD HAVE HEARD IS THIS . . ." The boys all run off the stage frantically waving their arms and screaming at the top of their lungs.

Communications Quiz

San Francisco Bay Area

1. The ancient Egyptians, Greeks and the Romans used a writing material called papyrus. Was it made of a metal, a plant or a clay?
2. When Columbus spoke with the Indians he handed them a Spanish-Indian dictionary, and they had no difficulty understanding each other. Was this true?
3. Johannes Gutenberg is known for inventing one of the most important methods of communication of all time. What was it?
4. What American who went to England to study art gave the world the telegraph?
5. What modern invention brought the ends of the world less than a second apart?
6. What instrument is responsible for instant personal communication? Call for help if you can't get this one!
7. What kind of bird has been trained to carry messages?

11

BALOO'S BUGLE

8. The American Indians could signal each other from great distances. What did they use to do this?
9. In August 1858, twenty-five hundred miles across the Atlantic Ocean were spanned for a certain type of communication. What was it?
10. If you were trying to communicate with a friend through the U.S. mail, the picture of what famous American would be on the postcard.

Answers are at the end of Baloo's Bugle

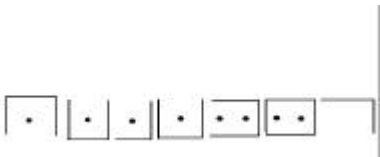
Codes and Ciphers

Viking Council

Prisoners in the American Civil War to send messages to their friends used the following cipher. The key to it is:

| | | |
|-----|-----|-----|
| ABC | DEF | GHI |
| JKL | MNO | PQR |
| STU | VWX | YZ |

To encipher a letter, draw the shape of the box it is in. Then put a dot to show the position of the letter in it's box. Letter in position one, no dot; letter in position two, one dot; and letter in position three, two dots. Try using this method to decode the following:



Scientist

Sam Houston Area Council The Beaufort Wind Scale

The Beaufort Wind Scale was originally devised by Sir Francis Beaufort to describe windspeed in chart form. By watching the effect of wind on objects in the neighborhood, it is possible to estimate its speed. Copy the scale on a large sheet of cardboard and hang it in your den meeting place.

| # | Title | Effect of Wind | MPH |
|----|-----------------|----------------------------|-------------|
| 0 | Calm | Smoke rises vertically | Less than 1 |
| 1 | Light Air | Smoke drifts | 1 - 3 |
| 2 | Light Breeze | Leaves rustle | 4 - 7 |
| 3 | Gentle Breeze | Flags fly | 8 - 12 |
| 4 | Moderate Breeze | Dust, loose paper raised | 13 - 18 |
| 5 | Fresh Breeze | Small trees sway | 19 - 24 |
| 6 | Strong Breeze | Difficult to use umbrellas | 25 - 31 |
| 7 | Moderate Gale | Difficult to walk | 32 - 38 |
| 8 | Fresh Gale | Twigs break off trees | 39 - 46 |
| 9 | Strong Gale | Slight damage to roofs | 47 - 54 |
| 10 | Whole Gale | Trees uprooted | 55 - 63 |
| 11 | Storm | Widespread damage | 64 - 75 |
| 12 | Hurricane | Devastation | Above 75 |

The Webelos Scouts might look for pictures in magazines, which fit the various descriptions above and add them to the chart in the proper places.

Use a calendar to keep track of wind speed over a period of time.

Which Eye?

Sam Houston Area Council

Ask the Webelos if they are right-eyed or left-eyed as they are right-handed and left-handed. They can check by extending a finger towards a distant object and keeping both eyes open. Then tell them to close their right eye. If their finger appears to jump, this means they are right-eyed, if it does not, they are left-eyed, since the left eye is dominant.

Web Sites

Theme sites

follow this to find yourself inside a mystery painting

<http://www.eduweb.com/insideart/index.html>

<http://www.thecase.com/kids/>

Janie sent me this puzzle site

<http://www.goodnews.net/wordhunt.html>

it creates word searches for you. All you do is supply the title and the words to search and the site does the rest!!!! I may be a little behind the times.

Communicator

Morse Code Translator

<http://www.bsa.scouting.org/cgi/morse.cgi>

Say it with Semaphore

<http://www.bsa.scouting.org/cgi/sem.cgi>

Complete CB 10-Codes

<http://www.cybertron.com/~ddavis/cb10.htm>

Simple Morse Code Buzzer and Morse Code

<http://terra.org/comm/morsecode/morsecode.html>

Scientist

Grow a crystal garden

<http://kidscience.miningco.com/library/weekly/aa031498.htm>

Scouting sites

Hey Tiger Cubs--Go to where the Tiger talk backs

<http://www.5tigers.org/talkback/talk.htm>

Go to the Lincoln Park Zoo and see the Tiger Cubs

<http://www.perceptualrobotics.com/live/livezoo.htm>

Looking for the Cub Scouting themes through the year 2000?

Here they are

Home page for United States Scouting Service Project

<http://www.usscouts.org/>

GREAT site for Cub and Boy Scout Leaders and Commissioners

<http://usscouts.org/profbvr/index.html>

This was my first scouting place I went to online over a year ago. I still think it great! Gary and Kyna's MacScouter site-

<http://www.macscouter.com/>

Don's site--lots of great information. Another spot for a wealth of information. Sign his guest book too

<http://www.geocities.com/Yosemite/9152/>

12

BALOO'S BUGLE

Check out the cool CSP and web site from South Dakota
<http://www.rapidnet.com/~ethor/pack53/scoutlinks.html>

In addition to Lorie's great slide show site, she has a great scouting site she maintains at
<http://home.att.net/~llmcgraw/etowah/ecc-indx.htm>

Do you have an outstanding commissioner working with your unit? Submit a short summary to this site on what makes your commission exceptional.

<http://members.aol.com/netcommish/honors.html>

Really like the wallpaper at this site

<http://www.geocities.com/Yosemite/Rapids/4785/index.html>

Another scouting site with lots of links

<http://boyscouting.miningco.com/mbody.htm>

Barb visited the Scouting Jeopardy site for Boy Scouts and came up with one for Cubs. Plus she has other great info

<http://www.creighton.edu/~bsteph/pack114/>

New info at Deb's site

<http://www.siu.edu/~women/KaskaskiaDistrict.html>

Just for Fun

Sometimes my Cubs would bring snacks and when they didn't I provided them. Here is a coupon site for groceries :) Plus links to other FREE stuff

<http://www.pcmike.com/Special+Reports/coupons.html>

Online games

<http://members.aol.com/netcommish/humor.html>

<http://www.familyplay.com/>

<http://www.nabiscokids.com/>

Resources

The scouting graphics for all levels of scouting are available on line at

<http://usscouts.org/library.html>

It is also available for purchase as a CD Rom at the following number 1-800-SCOUTER

I would like to thank Neal for scanning the slide graphic and the game graphic. My other graphics came from USSSP.

1. Papyrus was made from a plant.
2. No. Columbus made the Indians understand him by sign language and gestures.
3. He invented printing with moveable type.
4. Samuel F.B. Morse invented the practical telegraph.
5. The radio has brought the ends of the world together.
6. The instrument is the telegraph.
7. The carrier pigeon has been trained to carry message.
8. The Indians used smoky fires for signaling.
9. A Cable was laid for the first transatlantic telegraph.
10. Paul Revere's picture is on the postcard.

On-line Scavenger Hunt

1. <http://usscouts.org/themes1998to2000.html>
2. <http://rio.atlantic.net/~lfaust/pack303/index.html>
3. <http://www.geocities.com/~pack215/yellowjacket.html>
4. <http://www.creighton.edu/~bsteph/pack114/library/games.html>
5. http://www.macscouter.com/Kids_Corner.html
6. http://lucernevalley.org/local/am_morse.htm
7. <http://scream.iw.net/~rgrosek/pack109/index.html>

8. <http://members.aol.com/CarmelPck1/index.html>

9. <http://members.aol.com/randywoo/pack15/index1.htm>

10. <http://www2.inow.com/~wag/whatis.html>

If you have made it this far in my newsletter I thank you! I only ask one thing--my birthday is August 1st--drop me an email and wish me a Happy Birthday! Thanks! Sorry for the shameless promotion.